



HOUSATONIC RESOURCES RECOVERY AUTHORITY

Thursday, February 26, 2026 10:30 a.m.

[Zoom](#)

HARRA AGENDA

1. Call to order, determination of quorum, pledge of allegiance.
2. Public comment
3. Chairman and members' comments
4. Director's and tonnage reports (**Attachment A**)
5. Administrative approvals
 - a. * Minutes of January 22, 2026 (**Attachment B**)
 - b. * Financial statements through January 31, 2026 (**Attachment C**)
 - c. * Approve Lobbyist for 2026 session.
6. New business
 - a. * Hauler insurance options
 - b. * Resolution – to accept CT DEEP SMM Grant (**Attachment D**)
 - c. * Recycling Tip Fee modification update
7. *Adjournment

**Possible action items*

cc: HARRA members and alternates
Town clerks and FOI list

**HARRA Director's Report
February 26, 2026 HARRA Meeting**

MSW and Recycling Tonnage Summary Report through January 31, 2026

- MSW tonnage to date is currently **104%** for the FY, and **97%** the same month last year.
- Recycling tonnage to date is **103%** for the FY and **110%** compared to the same month last year.
- Glass collected from March 2019 to date **5,413,760 lbs. / 2706.88tons.**

Detailed tonnage reports are attached to the agenda packet.

Meetings and Activities Recap from January 2026-February 2026

J. Heaton-Jones attended Board of Selectmen or Town Council meetings in Sherman, New Fairfield, Brookfield, Newtown, and New Milford to provide guidance and answer questions regarding the recently approved solid waste ordinance changes adopted by the Authority. These meetings helped ensure consistent implementation across municipalities and clarified roles, responsibilities, and timelines.

HARRA staff submitted the final Sustainable Materials Management (SMM) Project Management Report to CT DEEP. The final reimbursement request was also completed, officially closing out the last of the four SMM grants awarded to the HARRA.

The towns of Bethel, Brookfield, and Redding celebrated the ribbon-cutting and rollout of their new organics smart bins. These events highlighted the region's continued commitment to expanding food scrap diversion and supporting cost-effective, sustainable waste practices.

The Director attended a two-day virtual NAHMMA (North American Hazardous Materials Management Association) workshop, continuing professional development on best practices in household hazardous waste, product stewardship, and safety protocols.

J. Heaton-Jones remains actively engaged in statewide Tire Stakeholder meetings in preparation for the upcoming legislative session. These discussions focus on amending existing law to require retailer participation in the tire stewardship program, strengthening the program's effectiveness and financial stability.

Staff are preparing a detailed case study on the HARRA's unique organics collection and processing model for submission to the Northeast Recycling Council (NERC). The case study is expected to be published in NERC's 2026 regional report, possibly highlighting HARRA as a model for collaborative organics management.

J. Heaton-Jones participated in a podcase interview with Newtown's *Two Guys & a Pint* to discuss

recycling programs, recent changes to curbside collection, and the introduction of the organics smart bins. The conversation helped expand community awareness and education.

HRRA staff are coordinating upcoming recycling-related tours for Authority members, Recycling Coordinators, and transfer station operators. The next tour will feature the mattress recycling facility operated by Casella Waste, offering participants insight into Connecticut's mattress stewardship program.

The Town of Bethlehem sought HRRA's expertise regarding implementation of organics collection at their transfer station. J. Heaton-Jones met with the Conservation Commission and the First Selectman to provide guidance on program design, operations, and best practices.

J. Heaton-Jones hosted representatives from the Tire Stewardship Organization for a tour of all HRRA transfer stations in preparation for the statewide launch of the tire EPR program on March 21st. The tour allowed the TSO to assess site layouts, space constraints, and operational considerations for placing tire collection containers.

Non-Compliant Hauler Report February 2026

I. Unregistered/permited – Application Past Due:

- Action Waste Solutions
- BullBag Corp
- Dumpster King, USA
- Ghost Fleet Services
- JC Containers LLC
- Junk in the Truck
- Joe Junk Removal

Action Waste Solutions – *6 months non-compliant, contacted 5 times*

- Date of initial contact 5/5/25.
- The municipal registration and permit application was due on July 31, 2025. The application has not been received.
- Organics collection hauler.

BullBag Corp. – *3.5 years non-complaint, contacted 29 times*

- Date of initial contact 6/13/22.
- BullBag Corp. has been unresponsive to all phone calls and emails.
- The 2022-23 application was due 8/1/2022.
- The 2023-24 application was due 7/31/2023.
- The 2024-25 application was due 7/31/2024.
- The 2025-26 application was due on 7/31/2025.
- CT DEEP issued a Notice of Non-Compliance on March 8, 2023.
 - HRRRA requested NOV to be sent to BullBag on 12/12/22, 1/27/23, 3/6/23, 4/6/23, 7/11/23, 10/3/2023, 12/5/23, 1/31/24, 6/17/24
- A BullBag truck was observed on June 21, 2023, on Route 25 in Brookfield, in front of the HRRRA office.
- Operating in Bridgewater, Danbury, New Milford, Newtown, Ridgefield, Weston

Dumpster King, USA – *2.5 years non-compliant, contacted 16 times*

- Date of initial contact 3/3/2023.
- Located in Ridgefield, offering dumpster rental services.
- Dumpster King has been unresponsive to phone calls and emails.
- The 2022-23 registration application was due on 7/5/2023.
- The 2023-24 registration application was due 7/31/2023.
- The 2024-25 registration application was due 7/31/2024.
- The 2025-26 registration application was due on 7/31/2025.
- CT DEEP Issued NOV on 3/15/23 and 10/17/23
 - HRRRA Staff requested CT DEEP to send additional notices on 2/1/24 and 6/17/24.

Ghost Fleet Services – *Contacted 5 times.*

- Contacted 1/9/26
- Registration application was due 1/12/26.

- Ghost Fleet Services, based in New Milford, was contacted due to advertising dumpster rental and junk removal services on New Milford community social media pages.
- The business owner responded on 12/31/25 to confirm the business offers waste collection services and is in the process of dissolving Ghost Fleet and will be operating under a new business entity.
- The business owner has been non-responsive since December 2025

JC Containers, LLC – 14 months non-compliant, contacted 6 times

- Date of initial contact from HRR staff was 9/10/24.
- Located in Wilton, offering dumpster rental services.
- The registration application was due on 10/10/24 and 7/31/25.
- There has been no response from JC Containers.

Junk in the Truck – 5 months non-compliant, contacted 6 times

- Date of initial contact 7/31/25 (application due date).
- Based in Danbury.
- The municipal registration and permit application was due on July 31, 2025. The application has not been received. The hauler complied for 5 years and then submitted an incomplete application for 2025-2026.
- There has been no response from Junk in the Truck.

Joe Junk Removal – 15 months non-compliant, contacted 5 times

(This is a separate entity from Joe’s Junk Removal & More who is compliant)

- Date of initial contact 9/10/24.
- The business owner confirmed he provides junk removal services.
- Joe’s Junk Removal posted advertisements for junk removal services on Danbury and Newtown community Facebook pages.
- Registration and Permit application was due on 10/21/24 and 7/31/25.

II. Non-Compliant Haulers Contacted, No response:

- Flawless Junk Removal
- Goals Junk Removal

Flawless Junk Removal – 6 months non-compliant, contacted 2 times

- Date of initial contact 8/21/25.
- Flawless Junk Haulers advertised junk removal services on the “Bethel CT Forum” Facebook page in July 2025.
- HRR staff contacted the business owner via email and formal letter. No response was received from the business owner to either form of communication.

Goals Junk Removal - 6 months non-compliant, contacted 2 times

- Date of initial contact 1/8/26
- The registration application was due on 2/9/26
- HRR staff contacted the business owner via email, phone calls, and formal letter. No response was received from the business owner to either form of communication.

III. Haulers Advertising waste removal - Stated they are not providing waste services:

- 1-888-CALL-JUNK
- 3 Strong Bros
- A Too Z Junk Removal
- AJ's Junk Removal
- Clear Space Solutions
- Colonial Hauling
- Eeli's Handyman Services
- Gerrit's Dump Runs
- HQ Home Cleaning
- Junk Out Services
- KMG Moving and More
- Less Stress Dumpster Rentals
- Lopez & Sons Logistics
- Northeast Container Services
- Red Star Restoration
- Rob's Haul Away Services
- Wurf Industries

1-888-CALL-JUNK – Contacted 4 times.

- Date of initial contact 5/10/25.
- The business was contacted due to lawn signs posted by Exit 4, I-84 in Danbury. The business owner stated he would no longer be operating.

3 Strong Bros – Contacted 5 times.

- Initial date of contact 1/13/25.
- HRRR staff contacted 3 Strong Bros due to advertising of junk removal services on a Newtown community Facebook page December 2024.
- The business owner/operator who stated the business is not offering junk removal services.
- Junk removal services have since been offered on the Newtown community Facebook page July 2025 and December 2025.
- Newtown transfer station operators have concurred junk hauling operations.

A Too Z Junk Removal - Contacted 5 times.

- Contacted 1/9/26 via email and letter.
- The business owner stated they are located in Branford and are not currently operating the HRRR region.
- A Too Z Junk Removal was contacted due to advertising on social media targeting the City of Danbury.

AJ's Junk Removal – Contacted 6 times.

- Initial date of contact 5/20/25.
- The business owner was contacted due to advertising posted promoting junk removal services in Danbury, Ridgefield and Weston on social media.
- The business owner stated they are not operating within HRRR towns.

Clear Space Solutions – Contacted 5 times.

- Initial date of contact 11/5/25.
- Clear Space Solutions is based in New Milford.
- Clear Space Solutions promoted junk removal services on the New Fairfield – Our Town Facebook page on November 3, 2025.
- The business owner was responsive to emails and phone calls. The business owner stated his business offers other services besides junk removal and, going forward, his business will focus on the other services (and remove junk removal).

Colonial Hauling– Contacted 4 times.

- Initial date of contact was 1/9/26
- The business owner was responsive and stated that he was testing the possibility of a junk hauling business but was not aware of the requirements. After reviewing the requirements, he will not be pursuing a junk removal business.

Eeli's Homemade Handyman Services – 7 months non-compliant, contacted 4 times.

- Date of initial contact 5/20/25.
- The business owner advertised junk removal services on the “Ridgefield Business Group” and “Danbury CT People” Facebook pages. HRRRA staff contacted Eeli via voicemail and email.
- HRRRA staff spoke with the business owner on 02/10/2026, and he stated that he would no longer be offering junk removal services.

Gerrit's Dump Runs – Contacted 13 times.

- Gerrit's Dump Runs was contacted in 2020 after posting fliers promoting junk removal services in Brookfield and Newtown.
- Gerrit's Dump Runs was contacted again in January 2024 after posting fliers in the Newtown post office. Gerrit's Dump Runs posted fliers in the City of Danbury promoting junk removal services in September 2024.
- Gerrit's Dump Runs has flyers offering junk removal services posted in Danbury, Ridgefield, Weston, and Wilton.
- On May 19, 2025, Gerrit's Dump Runs stated they hire a service that posts the flyers. The owner/operator stated he does not wish to register, stated that he will remove the flyers and instruct the company to not post flyers in HRRRA municipalities.
- Flyers were posted at businesses in Wilton in November 2025.

HQ Home Cleaning – Contacted 2 times.

- Initial date of contact 1/7/26.
- HQ Home Cleaning, based in Bethel, was contacted due to junk removal services offered on social media pages targeting Danbury and Bethel communities.
- The business owner/operator responded on 1/12/26 via phone call and confirmed that the business is focused on housekeeping services. They were testing junk removal services near the holidays. They didn't receive any junk removal requests and will focus only on the housekeeping aspect and will not pursue junk removal.

Junk Out Services – Contacted 10 times.

- Date of initial contact was 9/8/21.
- Business operator sent an email to HRRRA on 1/5/22 stating they would not be operating.
- The business continues to offer junk removal services on a Newtown community Facebook page.

- Junk Out Services has been unresponsive to phone calls and emails.
- HRRRA staff requested CT DEEP to send NOV on 2/9/24 and 6/17/24.

KMG Moving and More – *Contacted 6 times.*

- Initial date of contact 2/1/24.
- KMG Moving and More advertised junk removal services on a Newtown community Facebook page in 2024 and 2025.
- HRRRA staff contacted the owner/operator. KMG Moving and More stated they are not local and will not be operating in the HRRRA region.

Less Stress Dumpster Rentals – *Contacted 8 times.*

- Initial date of contact 11/17/25.
- Less Stress Dumpster Rentals was contacted due to advertising of dumpster rental services on Wilton social media pages.
- The business owner sent an email on 12/17/25 stating they are not operating in the Town of Wilton. They hope to begin operations in the future and will contact HRRRA to complete the registration process prior to operating.

Lopez & Sons Logistics - *Contacted 3 times.*

- Contacted 1/9/26.
- The business owner was responsive.
- HRRRA staff spoke with the business owner on 1/20/26 and he stated that he transports materials.

Northeast Container Services – *Contacted 4 times.*

- Initial date of contact 12/12/25.
- The business, based in Morris, was contacted due to dumpster rental advertising on New Milford community social media pages.
- The owner/operator confirmed on 1/6/26 that Northeast Container Services will not be operating in New Milford due to the distance.

Red Star Restoration – *Contacted 2 times.*

- Contacted 1/7/26.
- The business owner sent an email to the HRRRA on 1/7/26 stating their role is limited to labor-only services (such as sorting and cleaning) and they do not offer junk removal.

Rob's Haul Away Services – *Contacted 1 time.*

- Initial date of contact 9/5/25.
- Advertised junk removal services on a Newtown community Facebook page in September 2025.
- HRRRA staff contacted the business owner/operator who confirmed he was not based in Newtown and will not be operating in Newtown.

Wurf Industries LLC – *Contacted 4 times.*

- Initial date of contact 11/10/25.
- Wurf Industries LLC, based in Danbury, was contacted due to advertising junk removal and dumpster rental services on New Fairfield community social media pages in November 2025.
- On 12/11/25, the business owner stated he was offering this as a side business. He was not aware of the registration requirements and will discontinue operations.

IV. Haulers Recently Contacted under a 30-day compliance period:

- CJ Solutions
- C.M Junk Removal
- C&M Carting Solutions
- Heavystone Junk Services
- JD's Junk Removal
- Junk Xpress
- Kevin's Junk Removal

CJ Solutions

- Contacted 2/17/26
- Municipal Registration and Permit Application is due on 3/17/26

C.M Junk Removal

- Contacted 2/12/26
- Municipal Registration and Permit Application is due on 3/12/26

C&M Carting Solutions

- Contacted 2/12/26
- Municipal Registration and Permit Application is due on 3/12/26

Heavystone Junk Services

- Contacted 2/12/26
- Municipal Registration and Permit Application is due on 3/12/26

JD's Junk Removal

- Contacted 2/12/26
- Municipal Registration and Permit Application is due on 3/12/26

Junk Xpress

- Contacted 1/9/26.
- HRRR staff spoke with the business owner on 2/3/2026. The business owner stated he had not received the letter or email.
- Registration application due 3/2/26.

Kevin's Junk Removal

- Contacted 1/20/26.
- Registration application due 2/20/26.

V. Business contacted and verified as not operating:

- CJS Hauling
- Jacko's Junk Removal

CJS Hauling – Contacted 5 times.

- Initial date of contact 12/1/25.
- The business was contacted due to social media posts on a Bethel community Facebook page promoting junk removal and dumpster rental services.
- The business owner responded on 12/5/25 and stated they are not offering waste removal services. HRRRA staff followed up with the business operator on 1/12/25. The operator stated they rent and haul equipment. They will adjust the language in promotional materials to reflect the accurate business model.

Jacko's Junk Removal – Contacted 8 times.

- Date of initial contact 11/25/25
- Jacko's Junk Removal, based in New Fairfield, was contacted due to advertising on social media promoting junk removal services.
- The business owner stated that they are rebranding and revising the business model to focus on re-selling materials. The new business names have been registered with the state.

HRRR Education Report February 2026

HRRR Billboard Contest

REMINDER:

ANNUAL BILLBOARD RECYCLING CONTEST AWARD CEREMONY

APRIL 22, 2026

Newtown Community Center

5:30 – 6:30pm

School Programs

T. Thornton has presented to 2 more schools since the January report. (See table).

T. Thornton has scheduled 10 additional presentations in 5 towns so far for the remainder of the school year.

Community Programs

T. Thornton will be attending the following community programs in the spring:

- Roxbury Senior Center Trash Talk – March 10th at 1pm
- Bridgewater Earth Day Clean Up – April 25th
- Weston EcoFest – May 3rd

T. Thornton is continuing to contact town libraries to schedule community Trash Talks in 2026. A focus on towns HRRR has not presented to in a few years: Redding, Brookfield, Sherman, New Fairfield, Wilton.

Repair Cafe

T. Thornton is working with J. Baum to coordinate the 2nd HRRR Repair Café at the John Pettibone Community Center in New Milford on Saturday, March 21st. The same fixers from the September event will be returning. The signup form has been shared with all town newsletter coordinators to share.

Social Media

T. Thornton continues to post on EPR topics monthly (batteries, mattresses, cylinders, e-waste, paint) along with a theme each month. February had a focus on Valentine's Day materials.

Trash Talk Presentations January 13th - February 19th						
Town	School	# Schools	# Classes	# Students	# Teachers	# Presentations
Danbury	AIS	1	3	61	3	1
BW	Burnham	1	1	16	1	1
		2	4	77	4	2
		Schools	Classes	Students	Teachers	# Presentations

SMM – Organics Programs Update

There are currently 11 food scraps drop-off programs operating within the HRRRA region. Nine towns offer food scraps drop-off at their Transfer Stations, and seven of those now offer additional disposal access via satellite food scraps smart bins. Two additional towns operate smart-bin-only programs.

Over the past month, HRRRA's primary activities have focused on:

- Coordinating individual Town smart bin launch schedules
- Executing targeted promotional outreach based on each Town's direction
- Initiating servicing of the smart bins across the region

Smart Bin Material Management

Ridgefield and Kent have begun tracking tonnage from smart bin users. Both towns are self-transporting:

- **Kent** aggregates smart bin material with its Transfer Station load, which is transported and processed by **Natural Upcycle**.
- **Ridgefield** transports and processes smart bin material at its **on-site municipal ASP composting system**.

Bethel, Brookfield, Danbury, Newtown, and Redding began receiving service from Blue Earth Compost during the week of February 2, 2026.

Upcoming Infrastructure

Once CT DEEP grant contracts are fully executed, **in-vessel composters** will be installed in **Bethel** and **Kent**. At that point, smart bin material from all HRRRA programs may be transported and processed **within the region**, either at one of the ASP composting systems, at one of the in-vessel composters or a commercial .

Resident Participation

Below is a summary of resident interest in utilizing food scraps smart bins, measured by the number of **MetroKEY accounts** created. Notably, **Newtown's decision to promote the program community-wide** has resulted in the highest participation. Other towns opted for a "soft launch" or limited outreach to existing food scraps participants.

Town	Launch Date	MetroKEY Accounts
Bethel	1/23/26	7
Brookfield	1/23/26	7
Danbury	12/1/25	12
Kent	12/1/25	60
Newtown	1/6/26	151
Redding	1/20/26	19
Ridgefield	11/1/25	33
New Fairfield	To be planned	—
Wilton	To be planned	—

Transfer Station Tonnage By Month/Year

DANBURY TS						
	2021	2022	2023	2024	2025	2026
January	8,117.50	8,520.36	10,026.30	10,010.67	9,603.08	9,369.20
February	7,177.73	8,235.05	7,450.59	8,615.34	7,417.15	
March	9,231.04	9,779.39	9,029.21	9,153.78	9,275.47	
April	9,110.63	9,552.71	8,354.49	9,872.60	9,919.01	
May	8,801.42	9,993.44	10,371.14	10,856.72	10,769.92	
June	10,562.73	11,089.24	9,977.39	9,975.28	10,217.49	
July	10,252.19	9,660.71	10,133.02	11,188.80	10,960.29	
August	10,080.35	10,366.28	10,257.26	10,863.77	12,142.71	
September	10,553.97	10,258.36	9,579.75	9,808.08	12,682.14	
October	9,440.86	9,558.39	9,891.76	10,123.77	10,226.40	
November	9,964.61	10,106.38	9,793.97	9,382.59	9,254.56	
December	10,110.59	9,774.03	9,770.91	10,160.19	10,459.33	
Total YTD	113,403.62	116,894.34	114,635.79	120,011.59	122,927.55	9,369.20
% of Total TonS	79.4%	80.8%	80.2%	79.7%	80.4%	81.3%

RIDGFIELD TS						
	2021	2022	2023	2024	2025	2026
January	1,134.07	1,037.85	1,084.10	1,356.15	1,242.64	1,023.63
February	954.96	860.64	832.63	1,041.55	1,798.61	
March	1,238.97	1,105.42	1,021.45	1,078.54	1,132.24	
April	1,290.88	1,080.59	1,018.84	1,357.27	1,182.46	
May	1,288.31	1,200.41	1,136.86	1,586.57	1,366.33	
June	1,383.29	1,245.24	1,290.92	1,393.61	1,242.77	
July	1,318.33	1,097.23	1,243.72	1,406.47	1,289.05	
August	1,176.01	1,199.67	1,328.17	1,124.79	1,147.61	
September	1,248.19	1,023.73	1,227.54	1,217.00	1,279.73	
October	1,092.79	1,276.61	1,281.21	1,273.29	1,268.62	
November	1,122.07	1,042.44	1,418.22	1,172.55	1,036.96	
December	1,141.20	1,083.21	1,326.37	1,320.09	1,251.54	
Total YTD	14,389.07	13,253.04	14,210.03	15,327.88	15,238.56	1,023.63
% of Total TonS	10.1%	9.2%	9.9%	10.2%	10.0%	8.9%

NEWTOWN TS						
	2021	2022	2023	2024	2025	2026
January	1,076.62	1,051.81	1,168.60	1,139.07	1,007.15	1,044.34
February	954.96	1,007.41	912.03	930.02	861.49	
March	1,164.87	1,091.34	1,109.09	1,109.90	1,086.97	
April	1,200.58	1,106.43	1,037.71	1,124.54	1,144.62	
May	1,182.20	1,168.76	1,194.35	1,283.44	1,340.42	
June	1,305.71	1,243.32	1,196.69	1,233.35	1,332.13	
July	1,240.31	1,144.18	1,075.73	1,337.99	1,256.42	
August	1,266.49	1,209.14	1,224.30	1,232.05	1,072.19	
September	1,209.89	1,173.01	1,045.53	1,147.61	1,214.06	
October	1,189.75	1,092.85	1,167.37	1,240.39	1,222.47	
November	1,293.77	1,247.30	1,127.57	1,156.59	1,091.90	
December	1,221.35	1,143.77	1,023.71	1,189.31	1,113.28	
Total YTD	14,306.50	13,679.32	13,282.68	14,124.26	13,743.10	1,044.34
% of Total TonS	10.0%	9.5%	9.3%	9.4%	9.0%	9.1%

WESTON TS						
	2021	2022	2023	2024	2025	2026
January	59.92	61.74	67.34	105.73	86.31	87.87
February	32.49	67.20	43.02	69.31	58.64	
March	63.99	68.51	83.27	83.82	54.59	
April	95.45	53.45	79.86	93.10	86.13	
May	54.24	57.09	33.83	79.23	105.42	
June	84.64	86.10	87.32	92.25	81.40	
July	58.60	65.78	87.22	113.63	126.41	
August	62.91	101.36	80.23	97.74	79.65	
September	61.56	62.76	86.49	93.02	119.11	
October	58.96	50.80	71.74	94.24	75.03	
November	64.29	55.00	96.62	72.22	79.41	
December	80.27	93.81	60.99	74.56	103.24	
Total YTD	777.32	823.60	877.93	1,068.85	1,055.34	87.87
% of Total TonS	0.6%	0.6%	0.6%	0.7%	0.7%	0.8%

TOTAL TRANSFER STATIONS						
	2021	2022	2023	2024	2025	2026
January	10,388.11	10,671.76	12,346.34	12,611.62	11,939.18	11,525.04
February	9,120.14	10,170.30	9,238.27	10,656.22	10,135.89	-
March	11,698.87	12,044.66	11,243.02	11,426.04	11,549.27	-
April	11,697.54	11,793.18	10,490.90	12,447.51	12,332.22	-
May	11,326.17	12,419.70	12,736.18	13,805.96	13,582.09	-
June	13,336.37	13,663.90	12,552.32	12,694.49	12,873.79	-
July	12,869.43	11,967.90	12,539.69	14,046.89	13,632.17	-
August	12,585.76	12,876.45	12,889.96	13,318.35	14,442.16	-
September	13,073.61	12,517.86	11,939.31	12,265.71	15,295.04	-
October	11,782.36	11,978.65	12,412.08	12,731.69	12,792.52	-
November	12,444.74	12,451.12	12,436.38	11,783.95	11,462.83	-
December	12,553.41	12,094.82	12,181.98	12,744.15	12,927.39	-
Total YTD	142,876.51	144,650.30	143,006.43	150,532.58	152,964.55	11,525.04
% of Total TonS	100.0%	100.0%	100.0%	100.0%	100.0%	100.0%

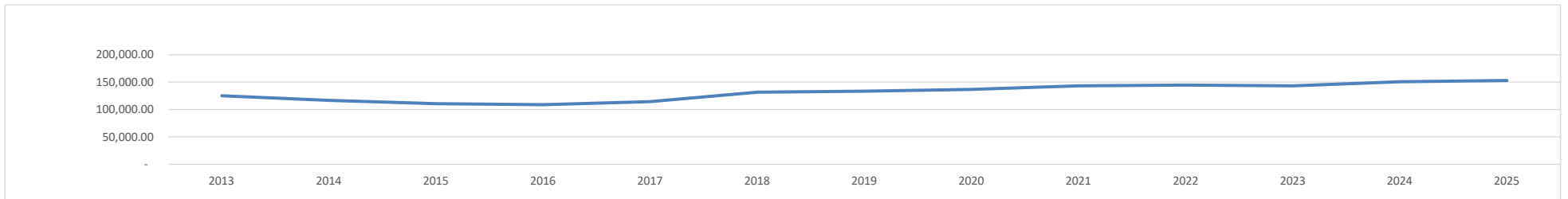
HRRR - MSW Tonnage

	2013	2014	2015	2016	2017	2018	2019	2020	2021	2022	2023	2024	2025	2026	YTD as % of Prior YTD
Jan	10,909.90	9,521.05	8,709.97	8,193.26	9,060.62	10,256.78	10,745.50	11,023.81	10,388.11	10,610.02	12,346.34	12,611.62	11,939.18	11,525.04	96.53%
Feb	8,305.92	7,648.06	7,070.96	7,626.85	7,535.47	8,841.09	8,863.32	9,401.69	9,120.14	10,170.30	9,238.27	10,656.22	10,135.89	-	0.00%
Mar	9,199.49	8,507.43	8,415.64	9,077.68	8,584.21	9,868.75	9,948.73	10,323.38	11,698.87	12,044.66	11,243.02	11,426.04	11,549.27	-	0.00%
Apr	10,373.68	10,330.16	8,796.55	8,669.38	8,853.20	10,547.05	11,502.64	10,435.03	11,697.54	11,793.18	10,490.90	12,447.51	12,332.22	-	0.00%
May	11,536.19	10,632.45	10,095.92	9,103.14	10,209.07	11,650.66	12,115.93	11,072.11	11,326.17	12,419.70	12,736.18	13,805.96	13,582.09	-	0.00%
Jun	11,665.08	9,908.25	10,776.39	9,977.93	10,055.20	11,361.23	11,396.48	11,801.87	13,336.37	13,663.90	12,552.32	12,694.49	12,873.79	-	0.00%
Jul	11,885.87	11,457.12	10,613.73	8,978.65	9,650.28	11,654.85	12,347.13	12,735.71	12,869.43	11,967.90	12,539.69	14,046.89	13,632.17	-	0.00%
Aug	10,442.51	9,504.43	9,308.83	10,088.70	10,065.10	12,294.98	11,546.06	12,215.33	12,585.76	12,876.45	12,889.96	13,318.35	14,442.16	-	0.00%
Sep	10,090.83	9,830.16	9,562.86	9,024.18	9,569.14	10,565.45	10,976.99	11,953.94	13,073.61	12,517.86	11,939.31	12,265.71	15,295.04	-	0.00%
Oct	11,022.28	10,320.11	9,101.82	8,877.85	9,696.31	11,969.58	11,766.79	11,767.72	11,782.36	11,978.65	12,412.08	12,731.69	12,792.52	-	0.00%
Nov	9,445.19	8,872.00	9,051.83	9,570.73	10,864.04	11,660.40	10,886.55	11,436.23	12,444.74	12,451.12	12,436.38	11,783.95	11,462.83	-	0.00%
Dec	10,068.41	10,111.75	9,176.60	9,434.03	9,925.42	10,606.23	11,058.63	12,205.80	12,553.41	12,094.82	12,181.98	12,744.15	12,927.39	-	0.00%
Total Tons YTD	124,945.35	116,642.97	110,681.10	108,622.38	114,068.06	131,277.05	133,154.75	136,372.62	142,876.51	144,588.56	143,006.43	150,532.58	152,964.55	11,525.04	
% of WSDA Benchmark Annual Tonnage (115,284)	93%	93%	95%	98%	105%	115%	101%	102%	105%	101%	99%	105%	102%	97%	

HRRR MSW Program Fee

	Calendar 2013	Calendar 2014	Calendar 2015	Calendar 2016	Calendar 2017	Calendar 2018	Calendar 2019	Calendar 2020	Calendar 2021	Calendar 2022	Calendar 2023	Calendar 2024	Calendar 2025	Calendar 2026
Program Fee Earned YTD	\$98,706.83	\$94,480.81	\$110,681.10	\$108,622.38	\$114,068.06	\$131,277.05	\$201,736.89	\$272,745.23	\$285,753.02	\$289,177.12	\$286,012.86	\$150,532.58	\$152,964.55	\$11,525.04
Program Fee Pd to HRRR YTD	\$98,707.00	\$94,481.00	\$111,729.59	\$110,343.05	\$102,954.28	\$131,277.05	\$201,736.89	\$272,745.23	\$285,753.02	\$289,177.12	\$286,012.86	\$301,065.16	\$356,119.06	\$31,693.86

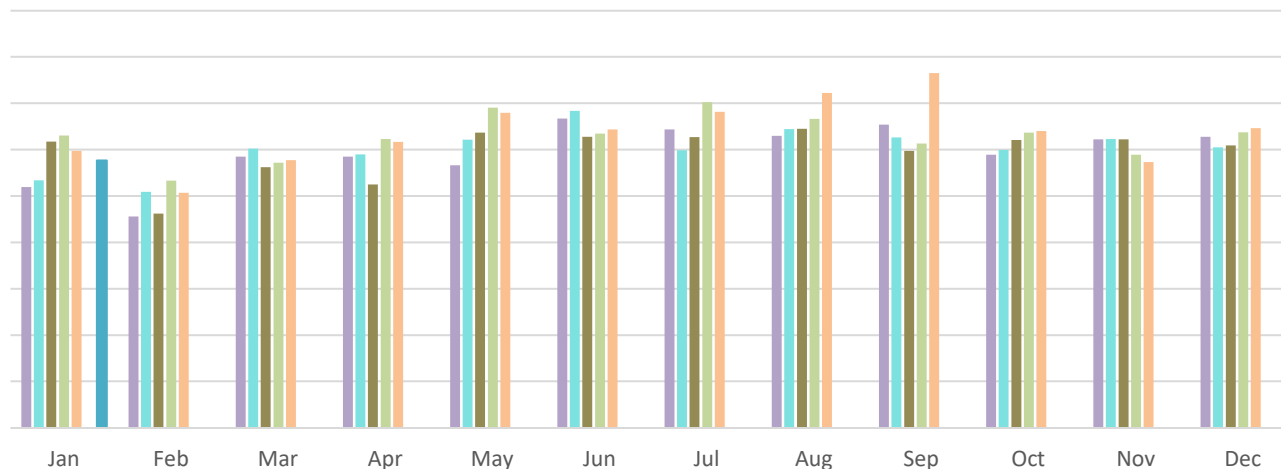
	FY 2012-13	FY 2013-14	FY 2014-15	FY 2015-16	FY 2016-17	FY 2017-18	FY 2018-19	FY 2019-20	FY 2020-21	FY 2021-22	FY 2022-23	FY 2023-24	FY 2024-25	FY 2025-26	
Tonnage by FY	131,082.58	119,502.49	113,961.00	109,463.91	110,271.91	122,295.85	133,324.09	132,640.03	139,881.93	146,011.07	142,493.83	148,041.24	149,303.18	92,077.15	Tonnage
Program Fee Pd To HRRR FYTD	\$131,082.58	\$119,502.49	\$113,961.00	\$109,463.91	\$110,271.91	\$122,295.85	\$133,324.09	\$265,280.06	\$279,763.86	\$292,022.14	\$284,987.66	\$296,082.48	\$298,606.36	\$211,294.18	Revenue



HRRR - MSW Tonnage Year-to-Date

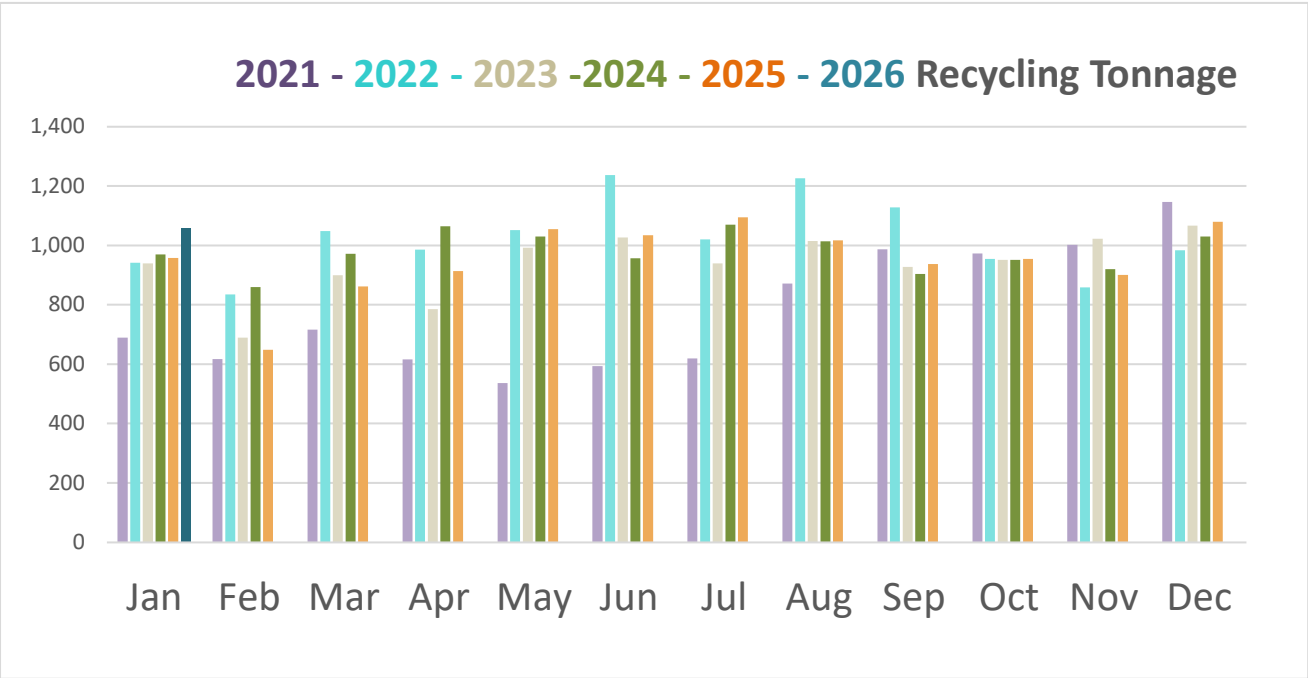
	2021	2022	2023	2024	2025	2026	YTD as % of Prior YTD
Jan	10,388.11	10,671.76	12,346.34	12,611.62	11,939.18	11,525.04	96.53%
Feb	9,120.14	10,170.30	9,238.27	10,656.22	10,135.89		0.00%
Mar	11,698.87	12,044.66	11,243.02	11,426.04	11,549.27		0.00%
Apr	11,697.54	11,793.18	10,490.90	12,447.51	12,332.22		0.00%
May	11,326.17	12,419.70	12,736.18	13,805.96	13,582.09		0.00%
Jun	13,336.37	13,663.90	12,552.32	12,694.49	12,873.79		0.00%
Jul	12,869.43	11,967.90	12,539.69	14,046.89	13,632.17		0.00%
Aug	12,585.76	12,876.45	12,889.96	13,318.35	14,442.16		0.00%
Sep	13,073.61	12,517.86	11,939.31	12,265.71	15,295.04		0.00%
Oct	11,782.36	11,978.65	12,412.08	12,731.69	12,792.52		0.00%
Nov	12,444.74	12,451.12	12,436.38	11,783.95	11,462.83		0.00%
Dec	12,553.41	12,094.82	12,181.98	12,744.15	12,927.39		0.00%
Total Tons	142,876.51	144,650.30	143,006.43	150,532.58	152,964.55		
% of WSDA Benchmark Tonnage (115,284)	105%	111%	99%	105%	102%	97%	

MSW Tonnage - CY 2020, 2021, 2022, 2023, 2024, 2025, 2026



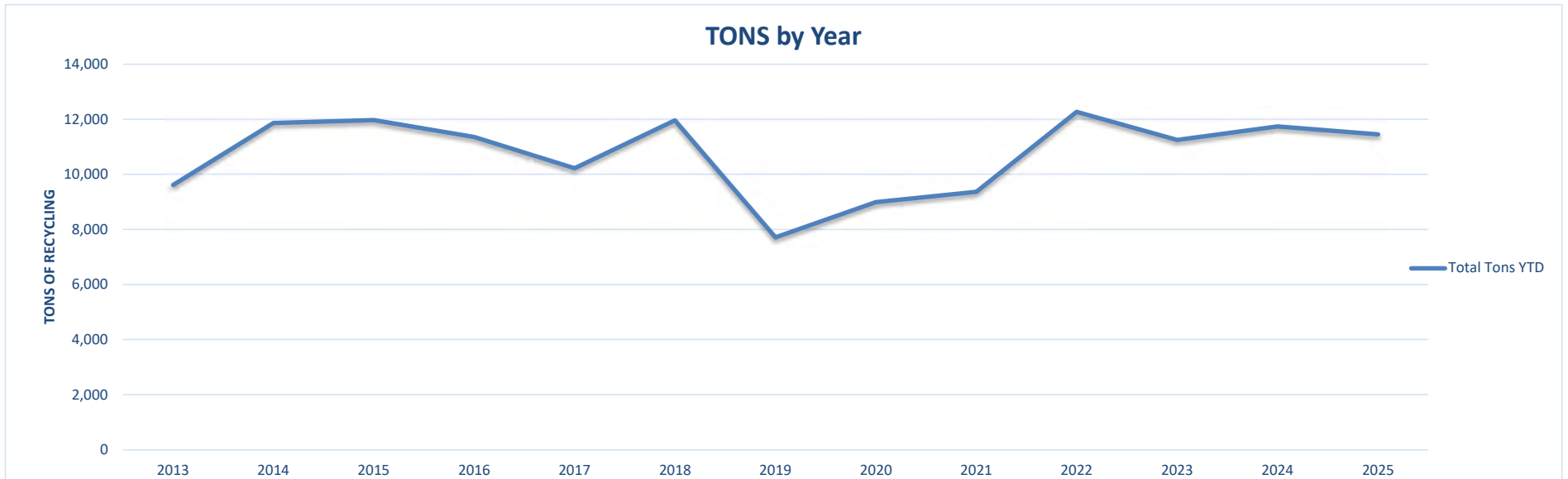
HRRR/Regional Recycling Facility Tonnage

	2021	2022	2023	2024	2025	2026	2026 YTD as % of 2025 YTD
Jan	689	942	939	970	958	1,058	110.47%
Feb	617	835	689	859	648		0.00%
Mar	716	1,048	900	971	862		0.00%
Apr	616	986	785	1,065	913		0.00%
May	536	1,051	992	1,030	1,055		0.00%
Jun	593	1,237	1,027	957	1,034		0.00%
Jul	619	1,020	939	1,070	1,095		0.00%
Aug	871	1,226	1,014	1,013	1,017		0.00%
Sep	987	1,128	928	904	937		0.00%
Oct	973	954	952	952	954		0.00%
Nov	1,002	858	1,023	920	900		0.00%
Dec	1,147	984	1,066	1,029	1,080		0.00%
Total Tons YTD	9,365	12,270	11,253	11,739	11,454	1,058	100.00%



HRRR/Regional Recycling Facility Tonnage

	2013	2014	2015	2016	2017	2018	2019	2020	2021	2022	2023	2024	2025	2026	% of FYTD	
Jan	702	944	971	986	872	983	700	918	689	942	939	970	958	1,058	110.47%	Jan
Feb	566	756	759	888	705	954	529	568	617	835	689	859	648		0.00%	Feb
Mar	652	869	901	1,045	769	1,112	579	651	716	1,048	900	971	862		0.00%	Mar
Apr	600	995	988	997	768	1,089	634	748	616	986	785	1,065	913		0.00%	Apr
May	692	1,089	1,026	1,037	815	1,181	732	777	536	1,051	992	1,030	1,055		0.00%	May
Jun	647	1,010	1,059	887	875	1,163	630	816	593	1,237	1,027	957	1,034		0.00%	Jun
Jul	975	1,043	1,070	864	808	1,176	717	805	619	1,020	939	1,070	1,095		0.00%	Jul
Aug	980	975	979	1,037	937	1,202	666	734	871	1,226	1,014	1,013	1,017		0.00%	Aug
Sep	998	1,050	1,016	888	986	1,023	578	748	987	1,128	928	904	937		0.00%	Sep
Oct	956	1,043	949	832	920	645	620	729	973	954	952	952	954		0.00%	Oct
Nov	868	915	1,025	895	861	754	578	693	1,002	858	1,023	920	900		0.00%	Nov
Dec	982	1,180	1,229	995	901	681	751	805	1,147	984	1,066	1,029	1,080		0.00%	Dec
Total Tons YTD	9,618	11,869	11,972	11,351	10,217	11,964	7,715	8,992	9,365	12,270	11,254	11,739	11,454	1,058	110.47%	YTD



HRRR Recycling Rebate History

	CY 2022			2022 YTD			CY 2023			2023 YTD			CY 2024			2024 YTD			CY 2025			2025 YTD			YTD		
	Tonnage	Rebate	as % of 2021 YTD	Tonnage	Rebate	as % of 2022 YTD	Tonnage	Rebate	as % of 2022 YTD	Tonnage	Rebate	as % of 2023 YTD	Tonnage	Rebate	as % of 2023 YTD	Tonnage	Rebate	as % of 2024 YTD	Tonnage	Rebate	as % of 2024 YTD	Tonnage	Rebate	as % of 2024 YTD	Tonnage	FY	as % of YTD
Jan	942	\$4,709.15	\$1,261.90	939	\$4,696.20	-\$12.95	970	\$4,850.00	\$153.80	958.00	\$4,790.00	-\$60.00	8,888	2009-10													
Feb	835	\$4,174.85	\$1,091.35	689	\$3,444.85	-\$730.00	859	\$4,296.00	\$851.15	648.49	\$3,242.45	-\$1,053.55	6,821	2010-11	-23%												
Mar	1,048	\$5,238.80	\$1,658.10	900	\$4,499.15	-\$739.65	971	\$4,855.85	\$356.70	862.17	\$4,310.85	-\$545.00	8,542	2011-12	25%												
Apr	986	\$4,930.75	\$1,850.50	785	\$3,923.25	-\$1,007.50	1,065	\$5,322.70	\$1,399.45	913.39	\$4,566.95	-\$755.75	8,204	2012-13	-4%												
May	1,051	\$5,256.75	\$2,575.50	992	\$4,960.00	-\$296.75	1,030	\$5,148.65	\$188.65	1054.98	\$5,274.90	\$126.25	11,422	2013-14	39%												
Jun	1,237	\$6,185.90	\$3,222.20	939	\$4,696.75	-\$1,489.15	957	\$4,782.75	\$86.00	1034.16	\$5,170.80	\$388.05	11,910	2014-15	4%												
Jul	1,020	\$5,098.75	\$2,002.85	1,014	\$5,072.45	-\$26.30	1,070	\$5,348.70	\$276.25	1094.53	\$5,472.65	\$123.95	12,108	2015-16	2%												
Aug	1,226	\$6,131.60	\$1,776.60	928	\$4,637.70	-\$1,493.90	1,013	\$5,067.20	\$429.50	1016.56	\$5,082.80	\$15.60	10,315	2016-17	-15%												
Sep	1,128	\$5,641.05	\$706.05	928	\$4,637.70	-\$1,003.35	904	\$4,518.25	-\$119.45	937.41	\$4,687.05	\$168.80	11,896	2017-18	15%												
Oct	954	\$4,772.00	-\$91.80	952	\$4,758.15	-\$13.85	952	\$4,758.60	\$0.45	954.41	\$4,772.05	\$13.45	9,285	2018-19	-28%												
Nov	858	\$4,292.25	-\$715.60	1,023	\$5,113.85	\$821.60	920	\$4,599.40	-\$514.45	900.39	\$4,501.95	-\$97.45	8,388	2019-20	-11%												
Dec	984	\$4,917.75	-\$815.05	1,066	\$5,332.30	\$414.55	1,029	\$5,147.35	-\$184.95	1079.67	\$5,398.35	\$251.00	8,281	2020-21	-1%												
Total	12,270	\$61,349.60	\$14,522.60	11,154	\$55,772.35	-\$5,577.25	11,739	\$58,695.45	\$2,923.10	11,454	\$57,270.80	-\$1,424.65	11,697	2021-22	29%												
													11,415	2022-23	-2%												
													11,774	2023-24	3%												
													11,359	2024-25	-4%												

	CY 2026		2026 YTD	
	Tonnage	Rebate	as % of 2025 YTD	
Jan	1058.30	\$5,291.50	\$501.50	
Feb		\$0.00	\$0.00	
Mar		\$0.00	\$0.00	
Apr		\$0.00	\$0.00	
May		\$0.00	\$0.00	
Jun		\$0.00	\$0.00	
Jul		\$0.00	\$0.00	
Aug		\$0.00	\$0.00	
Sep		\$0.00	\$0.00	
Oct		\$0.00	\$0.00	
Nov		\$0.00	\$0.00	
Dec		\$0.00	\$0.00	
Total	1,058	\$5,291.50	\$5,291.50	

	FY 2016-2017	FY 2017-18	FY 2018-19	FY 2019-20	FY 2020-21	FY 2021-22	FY 2022-23	FY 2023-24	FY 2024-25	FY 2025-26
Jul	864	808	1176	717	805	619	1020	939	1070	1095
Aug	1037	937	1202	666	734	871	1226	1014	1013	1017
Sep	888	986	1023	578	748	987	1128	928	904	937
Oct	832	920	645	620	729	973	954	952	952	954
Nov	895	861	754	578	693	1002	858	1023	920	900
Dec	995	901	681	751	805	1147	984	1066	1029	1080
Jan	872	983	700	918	689	942	939	970	958	1058
Feb	705	954	529	568	617	835	689	859	648	
Mar	769	1112	579	651	716	1048	900	971	862	
Apr	768	1089	634	748	616	986	785	1065	913	
May	815	1181	732	777	536	1051	992	1030	1055	
Jun	875	1163	630	816	593	1237	939	957	1034	
Total	10,315	11,896	9,285	8,388	8,281	11,697	11,415	11,774	11,359	7,041
	\$51,576.10	\$78,914.93	\$69,638.40	\$41,940.05	\$41,406.63	\$58,486.55	\$57,073.60	\$58,869.45	\$56,795.45	\$35,206.35
		\$27,338.83	-\$9,276.53	-\$27,698.35	-\$533.42	\$17,079.92	-\$1,412.95	\$1,795.85	-\$2,074.00	\$976.85

103% Tons compared to same time last year
 103% Rebate compared to same time last year

HRRR Ewaste Tonnage Report

2024	Bethel	Bridgewater	Danbury	Kent	New Fairfield	New Milford	Newtown	Redding	Ridgefield	Roxbury	Weston	Wilton	Total '24
January	2.68	0.00	4.49	0.00	1.42	0.00	5.03	1.38	3.77	0.27	2.97	2.27	24.29
February	0.17	0.00	0.14	0.09	0.08	0.00	0.09	0.76	0.15	0.00	0.14	0.00	1.63
March	1.76	0.78	5.07	0.00	1.75	0.00	3.13	0.91	3.90	1.45	0.87	1.10	20.72
	4.61	0.78	9.70	0.09	3.25	0.00	8.26	3.06	7.82	1.72	3.98	3.37	46.63

April	1.79	0.77	3.78	1.27	2.48	0.00	6.29	1.28	5.32	1.35	1.68	2.36	28.36
May	0.86	0.71	6.06	0.00	2.58	0.00	4.75	1.10	4.15	0.00	1.60	1.49	23.30
June	1.72	0.55	3.98	1.86	1.66	0.00	4.97	0.14	5.52	1.02	2.01	0.00	23.41
	4.36	2.02	13.82	3.12	6.73	0.00	16.00	2.52	14.99	2.37	5.29	3.85	75.07

July	1.69	0.00	6.44	0.00	1.91	3.10	7.00	1.51	5.15	0.00	2.31	2.37	31.47
August	1.81	0.56	3.94	1.90	2.40	4.81	6.12	1.22	6.39	1.06	3.07	1.49	34.77
September	1.93	0.25	5.17	1.41	1.78	4.10	4.93	1.28	5.67	0.90	1.62		29.03
	5.42	0.81	15.55	3.31	6.09	12.01	18.05	4.01	17.22	1.96	7.00	3.86	95.27

October	1.25	0.96	3.65	0.00	2.09		5.18	0.78	3.32	0.89	1.87	1.96	21.97
November	2.34	0.61	4.54	0.00	2.16	0.00	5.64	0.64	3.93	0.00	1.21	1.08	22.16
December	2.36	0.31	5.87	1.70	1.46	0.00	6.12	0.39	5.92	0.93	1.16	0.94	27.16
	5.96	1.88	14.06	1.70	5.71	0.00	16.95	1.81	13.17	1.82	4.24	3.99	71.28

Total Tons	20.34	5.49	53.13	8.22	21.78	12.01	59.25	11.40	53.19	7.87	20.50	7.85	288.26
	BE	BW	DA	KE	NF	NM	NE	RE	RI	RX	WE	WI	Total '24

2025	Bethel	Bridgewater	Danbury	Kent	New Fairfield	New Milford	Newtown	Redding	Ridgefield	Roxbury	Weston	Wilton	Total '25
January	1.56	0.63	3.93	1.50	2.25	0.00	4.46	0.45	4.82	1.01	1.96	1.25	23.83
February	1.09	0.00	3.15	0.00	0.76	2.59	3.62	1.63	2.20	0.00	1.69	0.58	17.30
March	1.87	0.64	4.83	1.17	2.47	2.12	5.32	1.24	3.78	0.94	1.54	1.07	27.00
	4.52	1.28	11.91	2.67	5.49	4.71	13.40	3.32	10.79	1.95	5.19	2.90	68.13

April	1.46	0.48	4.57	0.00	1.94	2.73	4.56	0.79	4.73	0.57	2.53	1.88	26.24
May	1.08	0.00	8.00	1.53	2.32	2.93	5.73	0.32	4.03	0.00	1.64	0.91	28.49
June	2.59	0.89	4.54	1.25	1.50	2.41	6.62	1.06	4.55	1.54	1.75	1.38	30.08
	5.13	1.36	17.11	2.79	5.76	8.07	16.91	2.17	13.31	2.11	5.92	4.17	84.80

July	1.48	0.56	3.93	0.00	1.52	5.57	4.10	1.69	3.96	0.00	3.10	1.49	27.41
August	1.66	0.66	4.07	0.72	2.99	2.97	5.22	0.64	3.98	1.04	1.27	0.00	25.22
September	1.67	0.61	6.01	1.33	2.00	2.58	5.89	1.26	3.56	0.71	2.85	2.65	31.10
	4.82	1.83	14.01	2.05	6.51	11.12	15.21	3.59	11.50	1.75	7.21	4.14	83.73

October	1.83	0.44	3.43	1.13	2.08	2.58	4.91	0.98	3.26	0.95	1.29	0.00	22.87
November	1.24	0.41	5.17	0.00	1.24	2.28	4.35	1.50	3.33	0.42	1.03	2.39	23.37
December	2.07	0.73	5.01	0.85	2.69	5.10	5.96	1.07	5.59	0.89	1.22	0.00	31.19
	5.14	1.58	13.62	1.98	6.01	9.97	15.22	3.55	12.18	2.26	3.54	2.39	77.43

Total Tons	19.61	6.05	56.64	9.49	23.77	33.86	60.74	12.62	47.78	8.07	21.86	6.53	314.09
	BE	BW	DA	KE	NF	NM	NE	RE	RI	RX	WE	WI	Total '25

HRRR Glass Collection Program to Date in tons

	2026 January	2026 February	2026 March	2026 April	2026 May	2026 June	2026 July	2026 August	2026 September	2026 October	2026 November	2026 December	2026 TOTAL	2019 to current	
BETHEL	3.10												3.10	211.45	BETHEL
BRIDGEWATER													0.00	38.00	BRIDGEWATER
KENT	5.35												5.35	175.15	KENT
NEW FAIRFIELD													0.00	70.64	NEW FAIRFIELD
NEW MILFORD													0.00	127.21	NEW MILFORD
NEWTOWN	15.12												15.12	635.74	NEWTOWN
REDDING													0.00	198.74	REDDING
RIDGEFIELD	5.76												5.76	635.76	RIDGEFIELD
ROXBURY	6.82												6.82	181.41	ROXBURY
BROOKFIELD	5.53												5.53	68.26	BROOKFIELD
WESTON	6.13												6.13	182.32	WESTON
WILTON													0.00	114.89	WILTON
Danbury M&P	5.63												5.63	56.07	DANBURY M&P
Grand Total	53.44	0	0	0	0	0	0	0	0	0	0	0	53.44	2,706.88	REGION

5,413,760.00 Pounds

Glass Data

	2019	2020	2021	2022	2023	2024	2025	2026	TOTAL
BETHEL	28.12	35.43	28.25	32.11	32.6	27.76	24.08	3.10	211.45
R	0	0	10.21	4.77	8.75	4.79	9.48	0.00	38.00
KENT	0	0	30.68	41.53	28.42	37.96	31.21	5.35	175.15
FAIRFIELD	0	0	12.07	14.72	10.27	15.51	18.07	0.00	70.64
MILFORD	0	0	21.98	34.67	38.07	15.37	17.12	0.00	127.21
NEWTOWN	0	71.95	123.28	120.67	105.54	108.04	91.14	15.12	635.74
REDDING	21.7	47.76	22.13	30.32	31.31	27.28	18.24	0.00	198.74
RIDGEFIELD	83.71	116.2	95.03	92.92	88.57	78.13	75.44	5.76	635.76
ROXBURY	0	0	12.38	41.24	42.07	43.87	35.03	6.82	181.41
BROOKFIELD	0	0	0	14.59	15.96	15.84	16.34	5.53	68.26
WESTON	0	0	5.03	42.99	33.8	47.58	46.79	6.13	182.32
WILTON	0	0	5.46	25.24	28.44	28	27.75	0.00	114.89
Danbury M&P			0		8.2	20.87	21.37	5.63	56.07
	133.53	271.34	366.50	495.77	472.00	471.00	432.06	53.44	2,749.08

Tons from 2019-2026
5,498,160.00 Total lbs.



HOUSATONIC RESOURCES RECOVERY AUTHORITY

MINUTES

Thursday, January 22, 2026 10:30 a.m.

Newtown Municipal Center, Conference Room

3 Primrose Street, Newtown CT 06470

Members or Alternates Present

Bethel, Dan Carter	8
Bridgewater, Alan Dinho	1
Brookfield, Steve Dunn	7
Danbury, Roberto Alves	32
Kent, Eric Epstein	1
New Fairfield, Pat Del Monaco	5
Newtown, Herb Rosenthal	10
Redding, Julia Pemberton	3
Ridgefield, Rudolph Marconi	9
Roxbury, Barbara Henry	1
Sherman, Don Lowe	1
Wilton, Matthew Knickerbocker	<u>7</u>
	85

Others Present:

Bruce Walczak, First Selectman, Newtown
Fred Hurley, Newtown
M. Bond, USA Waste & Recycling
Jennifer Heaton-Jones, HRRRA
Jennifer Baum, HRRRA

Members Absent:

New Milford, Weston

Call to Order:

The meeting was called to order by Chairman P. Del Monaco 10:35 a.m. with 85 votes present from 12 towns. D. Carter left the meeting at the end of item 6d.

Public Comment:

No Public Comment.

Chairman and Members' Comment:

The Chairman welcomed the newly elected Chief Elected Officials and newly appointed HRRRA members:

- Bruce Walczak, First Selectman of Newtown
- Eric Epstein, First Selectman of Kent and HRRRA Member
- Alan Dinho, HRRRA Alternate, Bridgewater

HOUSATONIC RESOURCES RECOVERY AUTHORITY

162 WHISCONIER ROAD, OLD TOWN HALL, BROOKFIELD CT 06752

203.775.4539 | www.hrra.org | info@hrra.org

The Chairman reminded members to update local municipal ordinances per the language voted on by the authority in 2017 and in 2024.

Director's and Tonnage Report:

J. Heaton-Jones reviewed highlights from the written Director's Report and tonnage reports (Attachment A).

- The Director announced the recycling tip fee was set at \$78.55/ton for the period of January 1st to March 31st. \$27.07 of the \$78.55 is for residual aka contamination. The director requested permission from the authority to review the recycling tip fee formula with IWS to consider that haulers who are bringing clean recycling material do not pay the same fees as haulers bringing contaminated material. The authority expressed support with the director contacting IWS to review the recycling tip fee formula.
- The Northwest Hill towns established the new *Northwest Resource Recovery Authority (NRRRA)*. HRRRA continues to provide guidance to the towns throughout the transition.
- HRRRA's lease with the Town of Brookfield expires in September 2026. The Director has requested an extension with no increase in cost.
- The Director reported that HRRRA's Household Hazardous Waste vendor, MXI, has been acquired by Arcwood. The current contract expires on March 31, 2025. In accordance with the contract amendment, the Director requested a one-year extension, which Arcwood has approved. She also noted that HHW cost trend data is included in the meeting packet to assist member towns with budget planning.

Administrative Approvals:

- a.) **Minutes: Motion** by M. Knickerbocker, second by H. Rosenthal, to approve the minutes of November 13, 2025, (Attachment B). **Vote: The motion passed;** with 84 votes in favor with an abstention from B. Henry (RX).
- b.) **Financial Statements:** J. Heaton-Jones reviewed the financial statements through December 31, 2025 (Attachment C). **Motion** by D. Carter, second by M. Knickerbocker, to approve the financial statements through December 31, 2025, as presented. **Vote: The motion passed unanimously;** with 85 votes in favor.

Business:

6a.) Beyond 2029 Subcommittee – IWS Proposal to the Regional Solid Waste and Recycling Agreement. **(Attachment D Confidential)**

Motion by M. Knickerbocker, second by D. Carter, to enter executive session under Subsection (6)(D) of CGS 1-200 and Subsections (b)(7) and (b)(24) of CGS 1-210 for the purpose of discussing the IWS Proposal to the Regional Solid Waste and Recycling Agreement, inviting HRRRA members, HRRRA staff, and B. Walczak. **Vote: The motion passed unanimously;** with 85 votes in favor. HRRRA members, HRRRA staff, and B. Walczak entered Executive Session at 10:52 a.m. The HRRRA members, staff, and B. Walczak came out of executive session at 11:20 a.m. There were no action items taken.

6b.) Legislative agenda (Attachment E)

J. Heaton-Jones reviewed the legislative agenda (Attachment E) for the following:

I. Legislative Items to Prioritize or Monitor in 2026

1. Vape EPR (Extended Producer Responsibility).
2. Tire EPR Amendment – Retailer Participation Requirement.
3. Funding the RecycleCT Foundation.
4. Needs Assessment for EPR for Packaging and Solar Panels.
5. Enhanced Enforcement of the Bottle Bill – Cross-Border Fraud Prevention.

II. Policy Issues HRRRA Should support the development of in 2026 for Introduction in the 2027 Legislative Session

1. Nip Bottle Legislation – Municipal Option to Ban the sale of nips in their own towns.
2. Addressing Connecticut's Waste Capacity Shortage.
3. Amendment to the Cylinder EPR Law – Include Nitrous Oxide Cylinders.
4. Household Hazardous Waste (HHW) EPR.

Motion by H. Rosenthal, second by M. Knickerbocker, to approve the legislative agenda (Attachment E). **Vote: The motion passed unanimously;** with 85 votes in favor.

Motion by D. Carter, second by M. Knickerbocker, to maintain the Tire EPR implementation date of March 21, 2026. **Vote: The motion passed unanimously;** with 85 votes in favor.

6c.) Establish a protocol for Haulers who deny operating in the region despite public advertising

J. Heaton-Jones reviewed the list of non-compliant haulers, noting that fourteen collectors are advertising junk removal services within the HRRRA region while claiming they are not operating there. J. Heaton-Jones confirmed that while there are some haulers who are genuinely inactive, there are haulers who completely refuse to come into compliance.

A discussion ensued on potential barriers to registration. The Director confirmed that, based on communication from collectors to HRRRA staff, the greatest obstacle is the cost of insurance.

R. Marconi recommended exploring insurance options available to haulers.

6d.) Ordinance update

J. Heaton-Jones reminded members that the Authority voted in 2017 to update the Solid Waste Ordinances and directed HRRRA legal counsel to draft revised language; however, many towns have not yet adopted these updates. She also noted that the One Town, One Vote provision, approved in 2024, has likewise not been adopted by all member municipalities. Local ordinances must be updated to reflect these changes and to incorporate the enhanced enforcement language approved in 2025, which will be included within the solid waste ordinance.

The Director reiterated that she is available to attend town meetings to discuss the ordinance updates and answer any related questions.

Adjournment

Motion by M. Knickerbocker, second by R. Marconi, to adjourn the meeting at 11:50 a.m. **Vote: The motion passed unanimously;** with 77 votes in favor.

Respectfully submitted,
Jennifer Baum

	Jul '25 - Jun 26	Budget	\$ Over Budget	% of Budget
Ordinary Income/Expense				
Income				
MEMBER TOWN'S PROJECTS				
Bethel Town Project	193.04			
Brookfield Town Project	95.65			
Danbury Town Project	210.43			
MEMBER TOWN'S PROJECTS - Other	454.65	20,000.00	-19,545.35	2.27%
Total MEMBER TOWN'S PROJECTS	953.77	20,000.00	-19,046.23	4.77%
GRANTS/DONATIONS				
GRANT - USDA				
USDA 1	0.00	0.00	0.00	0.0%
USDA 2	0.00	0.00	0.00	0.0%
Total GRANT - USDA	0.00	0.00	0.00	0.0%
GRANT - CT DEEP				
SMM Bethel	13,230.99	0.00	13,230.99	100.0%
SMM Newtown	0.00	0.00	0.00	0.0%
SMM Kent	20,641.91	0.00	20,641.91	100.0%
SMM Project Manager	9,074.34	40,000.00	-30,925.66	22.69%
Total GRANT - CT DEEP	42,947.24	40,000.00	2,947.24	107.37%
OTHER GRANTS/DONATIONS	0.00	0.00	0.00	0.0%
GRANTS/DONATIONS - Other	32,500.00	40,500.00	-8,000.00	80.25%
Total GRANTS/DONATIONS	75,447.24	80,500.00	-5,052.76	93.72%
HAULER PERMITS				
REGISTRATION/PERMIT PAYPAL FEE	537.51	0.00	537.51	100.0%
CURRENT HAULER PERMITS	75,975.12	70,000.00	5,975.12	108.54%
HAULER PERMIT LATE FEES	4,252.29	0.00	4,252.29	100.0%
MUNICIPAL HAULER REGISTRATIONS	84,008.56	80,000.00	4,008.56	105.01%
PREPAID MUNICIPAL REGISTRATIONS	0.00	0.00	0.00	0.0%
HAULER PERMITS - Other	0.00	0.00	0.00	0.0%
Total HAULER PERMITS	164,773.48	150,000.00	14,773.48	109.85%
HHWDD REIMBURSEMENT				
HHW Residential Reimbursement	514.24	0.00	514.24	100.0%
HHW PARTICIPATING TOWNS	83,892.64	240,000.00	-156,107.36	34.96%
Total HHWDD REIMBURSEMENT	84,406.88	240,000.00	-155,593.12	35.17%
INTEREST INCOME	28,913.70	12,000.00	16,913.70	240.95%
MISC INCOME	3,038.65	0.00	3,038.65	100.0%
PROGRAM SERVICES FEES				
MEMBER PASS THROUGH FUNDS	42,054.40			
MSW PROGRAM FEES	243,150.86	398,750.00	-155,599.14	60.98%
RECYCLING PROGRAM FEES	35,562.25	55,000.00	-19,437.75	64.66%
Total PROGRAM SERVICES FEES	320,767.51	453,750.00	-132,982.49	70.69%
Total Income	678,301.23	956,250.00	-277,948.77	70.93%
Gross Profit	678,301.23	956,250.00	-277,948.77	70.93%
Expense				

MEMBER TOWN ORGANICS PROGRAMS	0.00	26,003.00	-26,003.00	0.0%
FUND BALANCE EXPENSE	6,000.00			
MEMBER TOWN'S PROJECTS EXP				
Bethel Town Project	100.00			
Danbury Town Project	100.00			
Kent Town Project	100.00			
Newtown Town Project	100.00			
MEMBER TOWN'S PROJECTS EXP - Other	889.44	20,000.00	-19,110.56	4.45%
Total MEMBER TOWN'S PROJECTS EXP	1,289.44	20,000.00	-18,710.56	6.45%
Grant Special Projects				
GRANT - USDA				
USDA 1	0.00	0.00	0.00	0.0%
USDA 2	0.00	0.00	0.00	0.0%
Total GRANT - USDA	0.00	0.00	0.00	0.0%
GRANT - CT DEEP				
SMM Bethel	0.00	0.00	0.00	0.0%
SMM Newtown	0.00	0.00	0.00	0.0%
SMM Project Manager	15,881.85	40,000.00	-24,118.15	39.71%
SMM Kent	14,091.55	0.00	14,091.55	100.0%
GRANT - CT DEEP - Other	3,537.19			
Total GRANT - CT DEEP	33,510.59	40,000.00	-6,489.41	83.78%
Total Grant Special Projects	33,510.59	40,000.00	-6,489.41	83.78%
CONTINGENCY	0.00	20,000.00	-20,000.00	0.0%
EDUCATION				
PUBLIC EDUCATION	12,048.56	40,000.00	-27,951.44	30.12%
STAFF EDUCATION	7,193.02	8,500.00	-1,306.98	84.62%
Total EDUCATION	19,241.58	48,500.00	-29,258.42	39.67%
HHW EXPENSE				
HHW TOWN SHARE	88,096.32	240,000.00	-151,903.68	36.71%
HHW HRRRA SHARE				
HHW SUPPLIES	956.89	8,000.00	-7,043.11	11.96%
HHW HRRRA SHARE - Other	30,176.77	60,000.00	-29,823.23	50.3%
Total HHW HRRRA SHARE	31,133.66	68,000.00	-36,866.34	45.79%
Total HHW EXPENSE	119,229.98	308,000.00	-188,770.02	38.71%
INSURANCE				
ERRORS & OMISSIONS	5,038.00	5,500.00	-462.00	91.6%
GENERAL LIABILITY	391.00	0.00	391.00	100.0%
SURETY BOND	0.00	400.00	-400.00	0.0%
WORKERS COMP	637.00	725.00	-88.00	87.86%
Total INSURANCE	6,066.00	6,625.00	-559.00	91.56%
MISCELLANEOUS				
MISC EXPENSE	4,513.40	8,000.00	-3,486.60	56.42%
PAYROLL PROCESSING SERVICE	337.34	1,350.00	-1,012.66	24.99%
SERVICE FEES/MEMBERSHIPS	2,725.00	4,200.00	-1,475.00	64.88%
Total MISCELLANEOUS	7,575.74	13,550.00	-5,974.26	55.91%
OFFICE EXPENSES				

COPY EXPENSE	1,486.70	3,828.00	-2,341.30	38.84%
RENT	16,200.00	16,200.00	0.00	100.0%
SUPPLIES	5,177.17	8,500.00	-3,322.83	60.91%
Total OFFICE EXPENSES	22,863.87	28,528.00	-5,664.13	80.15%
PROFESSIONAL SERVICES				
AUDIT SERVICES	8,500.00	8,500.00	0.00	100.0%
CONSULTING SERVICES	0.00	2,500.00	-2,500.00	0.0%
LEGAL SERVICES	1,606.00	20,000.00	-18,394.00	8.03%
Total PROFESSIONAL SERVICES	10,106.00	31,000.00	-20,894.00	32.6%
REIMBURSEMENT FOR COLLECTED FEE				
MUNICIPAL HAULER REG REIMBURSEM	0.00			
Total REIMBURSEMENT FOR COLLECTED FEE	0.00			
STAFFING				
DISABILITY INSURANCE	6,899.59	7,400.00	-500.41	93.24%
HEALTH INSURANCE	25,603.76	38,604.68	-13,000.92	66.32%
IN LIEU OF MEDICAL INSURANCE	5,333.28	8,000.00	-2,666.72	66.67%
LIFE INSURANCE	0.00	800.00	-800.00	0.0%
PAYROLL TAXES				
CT PR TAXES	748.98	2,150.50	-1,401.52	34.83%
FED PR TAX	13,305.27	24,130.93	-10,825.66	55.14%
Total PAYROLL TAXES	14,054.25	26,281.43	-12,227.18	53.48%
PENSION	13,336.92	23,370.09	-10,033.17	57.07%
SALARIES				
DIRECTOR SALARY	100,921.52	148,457.33	-47,535.81	67.98%
OTHER SALARIES	67,670.32	155,130.60	-87,460.28	43.62%
Total SALARIES	168,591.84	303,587.93	-134,996.09	55.53%
Total STAFFING	233,819.64	408,044.13	-174,224.49	57.3%
TRAVEL/MILEAGE REIMBURSEMENT	2,835.46	6,000.00	-3,164.54	47.26%
Total Expense	462,538.30	956,250.13	-493,711.83	48.37%
Net Ordinary Income	215,762.93	-0.13	215,763.06	-165,971,484.62%
Other Income/Expense				
Other Income				
INVESTMENT GAIN	6,683.83	0.00	6,683.83	100.0%
Total Other Income	6,683.83	0.00	6,683.83	100.0%
Other Expense				
INVESTMENT LOSS	3,742.21	0.00	3,742.21	100.0%
Total Other Expense	3,742.21	0.00	3,742.21	100.0%
Net Other Income	2,941.62	0.00	2,941.62	100.0%
Net Income	218,704.55	-0.13	218,704.68	-168,234,269.23%

	Jul '25 - Jan 26	Budget	\$ Over Budget	% of Budget
Ordinary Income/Expense				
Income				
MEMBER TOWN'S PROJECTS				
Bethel Town Project	48.26			
Brookfield Town Project	95.65			
Danbury Town Project	210.43			
MEMBER TOWN'S PROJECTS - Other	454.65	20,000.00	-19,545.35	2.27%
Total MEMBER TOWN'S PROJECTS	808.99	20,000.00	-19,191.01	4.05%
GRANTS/DONATIONS				
GRANT - USDA				
USDA 1	0.00	0.00	0.00	0.0%
USDA 2	0.00	0.00	0.00	0.0%
Total GRANT - USDA	0.00	0.00	0.00	0.0%
GRANT - CT DEEP				
SMM Bethel	13,230.99	0.00	13,230.99	100.0%
SMM Newtown	0.00	0.00	0.00	0.0%
SMM Kent	20,641.91	0.00	20,641.91	100.0%
SMM Project Manager	9,074.34	0.00	9,074.34	100.0%
Total GRANT - CT DEEP	42,947.24	0.00	42,947.24	100.0%
OTHER GRANTS/DONATIONS	0.00	0.00	0.00	0.0%
GRANTS/DONATIONS - Other	32,500.00	0.00	32,500.00	100.0%
Total GRANTS/DONATIONS	75,447.24	0.00	75,447.24	100.0%
HAULER PERMITS				
REGISTRATION/PERMIT PAYPAL FEE	537.51	0.00	537.51	100.0%
CURRENT HAULER PERMITS	75,558.46	0.00	75,558.46	100.0%
HAULER PERMIT LATE FEES	4,252.29	0.00	4,252.29	100.0%
MUNICIPAL HAULER REGISTRATIONS	83,258.56	0.00	83,258.56	100.0%
PREPAID MUNICIPAL REGISTRATIONS	0.00	0.00	0.00	0.0%
HAULER PERMITS - Other	0.00	0.00	0.00	0.0%
Total HAULER PERMITS	163,606.82	0.00	163,606.82	100.0%
HHWDD REIMBURSEMENT				
HHW Residential Reimbursement	514.24	0.00	514.24	100.0%
HHW PARTICIPATING TOWNS	83,892.64	120,000.00	-36,107.36	69.91%
Total HHWDD REIMBURSEMENT	84,406.88	120,000.00	-35,593.12	70.34%
INTEREST INCOME	28,913.70	7,000.00	21,913.70	413.05%
MISC INCOME	2,888.71	0.00	2,888.71	100.0%
PROGRAM SERVICES FEES				
MEMBER PASS THROUGH FUNDS	42,054.40			
MSW PROGRAM FEES	243,150.86	232,603.00	10,547.86	104.54%
RECYCLING PROGRAM FEES	35,562.25	32,083.31	3,478.94	110.84%
Total PROGRAM SERVICES FEES	320,767.51	264,686.31	56,081.20	121.19%
Total Income	676,839.85	411,686.31	265,153.54	164.41%

Gross Profit	676,839.85	411,686.31	265,153.54	164.41%
Expense				
MEMBER TOWN ORGANICS PROGRAMS	0.00	0.00	0.00	0.0%
FUND BALANCE EXPENSE	6,000.00			
MEMBER TOWN'S PROJECTS EXP	889.44	20,000.00	-19,110.56	4.45%
Grant Special Projects				
GRANT - USDA				
USDA 1	0.00	0.00	0.00	0.0%
USDA 2	0.00	0.00	0.00	0.0%
Total GRANT - USDA	0.00	0.00	0.00	0.0%
GRANT - CT DEEP				
SMM Bethel	0.00	0.00	0.00	0.0%
SMM Newtown				
SMM Project Manager				
SMM Kent				
GRANT - CT DEEP - Other				
Total GRANT - CT DEEP				
Total Grant Special Projects				
CONTINGENCY				
EDUCATION				
PUBLIC EDUCATION			0.00	0.0%
STAFF EDUCATION	5,112.05	8,500.00	-3,387.95	60.14%
Total EDUCATION	5,112.05	8,500.00	-3,387.95	60.14%
HHW EXPENSE				
HHW TOWN SHARE	88,096.32	120,000.00	-31,903.68	73.41%
HHW HRRRA SHARE				
HHW SUPPLIES	956.89	8,000.00	-7,043.11	11.96%
HHW HRRRA SHARE - Other	30,153.18	60,000.00	-29,846.82	50.26%
Total HHW HRRRA SHARE	31,110.07	68,000.00	-36,889.93	45.75%
Total HHW EXPENSE	119,206.39	188,000.00	-68,793.61	63.41%
INSURANCE				
ERRORS & OMISSIONS	5,038.00	5,500.00	-462.00	91.6%
GENERAL LIABILITY	391.00	0.00	391.00	100.0%
SURETY BOND	0.00	400.00	-400.00	0.0%
WORKERS COMP	637.00	725.00	-88.00	87.86%
Total INSURANCE	6,066.00	6,625.00	-559.00	91.56%
MISCELLANEOUS				
MISC EXPENSE	3,405.52	8,000.00	-4,594.48	42.57%
PAYROLL PROCESSING SERVICE	290.88	787.50	-496.62	36.94%
SERVICE FEES/MEMBERSHIPS	2,725.00	4,200.00	-1,475.00	64.88%
Total MISCELLANEOUS	6,421.40	12,987.50	-6,566.10	49.44%
OFFICE EXPENSES				
COPY EXPENSE	1,486.70	2,233.00	-746.30	66.58%
RENT	9,450.00	9,450.00	0.00	100.0%

SUPPLIES	4,901.17	8,500.00	-3,598.83	57.66%
Total OFFICE EXPENSES	15,837.87	20,183.00	-4,345.13	78.47%
PROFESSIONAL SERVICES				
AUDIT SERVICES	8,500.00	8,500.00	0.00	100.0%
CONSULTING SERVICES	0.00	0.00	0.00	0.0%
LEGAL SERVICES	1,606.00	0.00	1,606.00	100.0%
Total PROFESSIONAL SERVICES	10,106.00	8,500.00	1,606.00	118.89%
REIMBURSEMENT FOR COLLECTED FEE				
MUNICIPAL HAULER REG REIMBURSEM	0.00			
Total REIMBURSEMENT FOR COLLECTED FEE	0.00			
STAFFING				
DISABILITY INSURANCE	6,899.59	0.00	6,899.59	100.0%
HEALTH INSURANCE	22,403.29	22,519.42	-116.13	99.48%
IN LIEU OF MEDICAL INSURANCE	4,666.62	4,666.62	0.00	100.0%
LIFE INSURANCE	0.00	0.00	0.00	0.0%
PAYROLL TAXES				
CT PR TAXES	635.40	1,254.47	-619.07	50.65%
FED PR TAX	11,567.54	14,076.37	-2,508.83	82.18%
Total PAYROLL TAXES	12,202.94	15,330.84	-3,127.90	79.6%
PENSION	11,633.24	13,632.57	-1,999.33	85.33%
SALARIES				
DIRECTOR SALARY	86,600.08	86,600.08	0.00	100.0%
OTHER SALARIES	59,942.78	90,492.85	-30,550.07	66.24%
Total SALARIES	146,542.86	177,092.93	-30,550.07	82.75%
Total STAFFING	204,348.54	233,242.38	-28,893.84	87.61%
TRAVEL/MILEAGE REIMBURSEMENT	2,737.07	3,500.00	-762.93	78.2%
Total Expense	376,724.76	501,537.88	-124,813.12	75.11%
Net Ordinary Income	300,115.09	-89,851.57	389,966.66	-334.01%
Other Income/Expense				
Other Income				
INVESTMENT GAIN	6,683.83	0.00	6,683.83	100.0%
Total Other Income	6,683.83	0.00	6,683.83	100.0%
Other Expense				
INVESTMENT LOSS	3,742.21	0.00	3,742.21	100.0%
Total Other Expense	3,742.21	0.00	3,742.21	100.0%
Net Other Income	2,941.62	0.00	2,941.62	100.0%
Net Income	303,056.71	-89,851.57	392,908.28	-337.29%

Housatonic Resources Recovery Authority

Balance Sheet

As of January 31, 2026

	Jan 31, 26
ASSETS	
Current Assets	
Checking/Savings	
PayPal (Online Credit Card Payment)	339.34
UNION SAVINGS BANK	285,548.57
STIF	653,030.23
VANGUARD	
VANGUARD SHRT TRM INV GR VFSUX	349,406.01
VANGUARD TOTAL BOND MARKET VBTL	156,275.35
Total VANGUARD	505,681.36
Total Checking/Savings	1,444,599.50
Accounts Receivable	
*ACCOUNTS RECEIVABLE	142,982.09
Total Accounts Receivable	142,982.09
Total Current Assets	1,587,581.59
TOTAL ASSETS	1,587,581.59
LIABILITIES & EQUITY	
Liabilities	
Current Liabilities	
Accounts Payable	
*ACCOUNTS PAYABLE	254.36
Total Accounts Payable	254.36
Other Current Liabilities	
PAYROLL LIABILITIES	
CT PR TAXES PAYABLE	
CT SUI	367.29
CT PR TAXES PAYABLE - Other	57.86
Total CT PR TAXES PAYABLE	425.15
HEALTH INSURANCE PREMIUMS	-456.83
SEP LIABILITY	1,703.68
PAYROLL LIABILITIES - Other	113.21
Total PAYROLL LIABILITIES	1,785.21
Total Other Current Liabilities	1,785.21
Total Current Liabilities	2,039.57
Total Liabilities	2,039.57
Equity	
RETAINED EARNINGS	1,329,630.10
Net Income	255,911.92
Total Equity	1,585,542.02
TOTAL LIABILITIES & EQUITY	1,587,581.59



**RESOLUTION OF THE HOUSATONIC RESOURCES RECOVERY AUTHORITY
AUTHORIZING EXECUTION OF A PERSONAL SERVICES AGREEMENT**

WHEREAS, Public Act 23-205 (the “Act”) authorizes the Connecticut Department of Energy and Environmental Protection (“DEEP”) to provide a grant-in-aid to municipalities for various purposes; and

WHEREAS, by letter dated November 19, 2025, DEEP selected the Housatonic Resources Recovery Authority (“HRRA”) for a grant award through the Sustainable Materials Management Round 2 (SMMR2) Grant Program, pursuant to Section 13(c)(7) of the Act, in the amount of \$1,542,527 for the Regional Waste Reduction and Recycling Project (the “Grant”); and

WHEREAS, the Grant requires that HRRA enter into a Personal Services Agreement with DEEP that sets forth the terms and conditions of the Grant.

NOW THEREFORE, BE IT RESOLVED: That the Member municipalities of HRRA hereby authorize HRRA to accept the Grant and enter into the Personal Services Agreement; and further

RESOLVED: that Jennifer Heaton-Jones, as Executive Director of HRRA, be and is hereby authorized to execute on behalf of HRRA a Personal Services Agreement with the State of Connecticut for financial assistance through the Sustainable Materials Management Round 2 (SMMR2) Grant Program to complete Regional Waste Reduction and Recycling Project; and further

RESOLVED: that Jennifer Heaton-Jones, as said Executive Director, is authorized to execute and deliver all necessary additional documents in connection with the acceptance of, payment from and other management of the Grant, provided that such documents and the terms contained therein are consistent with the Personal Services Agreement.

The undersigned officer hereby certifies that at a meeting of the Members of the Housatonic Resources Recovery Authority duly called on **February 26, 2026**, at which a quorum was present and acting throughout, the above Resolution was adopted, and said Resolution is in full force and effect and has not been modified or rescinded.

_____, 2026
Pat DelMonaco
HRRA Chairman

HOUSATONIC RESOURCES RECOVERY AUTHORITY
162 WHISCONIER ROAD, OLD TOWN HALL, BROOKFIELD CT 06752
203.775.4539 | www.hrra.org | info@hrra.org

BRIDGEWATER | BETHEL | BROOKFIELD | DANBURY | KENT | NEW FAIRFIELD | NEW MILFORD
NEWTOWN | REDDING | RIDGEFIELD | ROXBURY | SHERMAN | WESTON | WILTON