



**HOUSATONIC RESOURCES RECOVERY AUTHORITY**  
**Thursday, April 23, 2026 10:30 a.m.**  
**Newtown Municipal Center**  
**3 Primrose Street, Newtown, CT 06470**

**AGENDA**

1. Call to order, determination of quorum, pledge of allegiance.
2. Public comment
3. Chairman and members' comments
4. Director's and tonnage reports (**Attachment A**)
5. Administrative approvals
  - a. \*Minutes of February 26, 2026 (**Attachment B**)
  - b. \*Financial statements through March 31, 2026 (**Attachment C**)
6. New business
  - a. \*HRRRA 2026 Legislative update (**Attachment D**)
  - b. Nomination Committee – Appointed by the Chairman
  - c. HRRRA Future projects and regional plan for hard to manage material
  - d. \*Review and approve the draft MOU between the HRRRA and the NRRRA to expand the Regional Solid Waste and Recycling System Agreement to cover NRRRA. *The authority may enter Executive Session under Subsection (6)(D) of CGS 1-200 and Subsections (b)(7) and (b)(24) of CGS 1-210 (CONFIDENTIALITY ATTACHMENT E)*
7. \*Adjournment

*\*Possible action items*

cc: HRRRA members and alternates  
Town clerks and FOI list

---

**HOUSATONIC RESOURCES RECOVERY AUTHORITY**  
162 WHISCONIER ROAD, OLD TOWN HALL, BROOKFIELD CT 06752  
203.775.4539 | [www.hrra.org](http://www.hrra.org) | [info@hrra.org](mailto:info@hrra.org)

BRIDGEWATER | BETHEL | BROOKFIELD | DANBURY | KENT | NEW FAIRFIELD | NEW MILFORD  
NEWTOWN | REDDING | RIDGEFIELD | ROXBURY | SHERMAN | WESTON | WILTON

**HRRRA Director's Report**  
**April 23, 2026, HRRRA Meeting**

**MSW and Recycling Tonnage Summary Report through March 31, 2025**

- MSW tonnage to date is currently **100%** for the FY, and **106%** the same month last year.
- Recycling tonnage to date is **123%** for the FY and **130%** compared to the same month last year.
- Glass collected from March 2019 to date **5,531,520 lbs. / 2765.76tons.**

Detailed tonnage reports are attached to the agenda packet.

**Meetings and Activities Recap from February-April 2026**

- HRRRA staff continues to work with the Town of Kent and CT DEEP to complete the permitting process for construction and operation of an in-vessel composting system funded through a CT DEEP MMI grant. Multiple coordination meetings have been held to advance the application.
- HRRRA is collaborating with Western Connecticut State University to install a MetroSTOR smart organics (food scraps) collection bin on campus, which will also be accessible to residents of the City of Danbury.
- The Newtown ASP composting system RFP, issued in February and reviewed jointly by HRRRA staff and the Town, resulted in the selection of a qualified vendor. Contract development is currently underway.
- The selected vendor will operate the ASP system using town-supplied carbon materials, manage site infrastructure and regulatory compliance, produce compost for municipal use and resale, and implement a revenue-sharing structure based on compost sales, tip fees, and HRRRA regional use of the facility. The ASP facility RFP includes support for expanding residential, municipal, and commercial food scrap collection throughout the region.
- The Executive Director submitted a case study documenting the region's organics collection and processing network, in progress since 2014, for inclusion in NERC's forthcoming Organics Management Guide aligned with the federal Wasted Food Scale.
- The Executive Director presented at the Connecticut Compost Alliance bi-annual conference on regional organics collection and processing success, highlighting the Town of Newtown's pay-as-you-throw program and demonstrating municipal cost savings through on-site organics processing.
- The Executive Director has been assisting the newly formed Northwest Resource Recovery Authority by providing information regarding the HRRRA organization, registration and permitting processes, and contract support, as well as ensuring the Authority has appropriate guidance as it

moves forward with efforts to obtain the Torrington Transfer Station formerly owned and operated by MIRA.

- J. Heaton-Jones has been attending numerous HRRRA member town Council and Board of Selectman meetings to provide an overview of solid waste ordinance and enforcement changes, as well as the transition to a one-town/one-vote governance structure. To date, no member town has completed the process. Many towns have passed the ordinance at the board level and are awaiting approval at upcoming town meetings.
- The Executive Director met with COST to engage in discussion and answer questions regarding the current status of waste management in Connecticut and the need for a comprehensive statewide strategic plan.
- HRRRA staff have been working closely with Circular Services (formerly Quantum) to plan the launch of the region's "Don't Throw It, Grow It" campaign for large organics generators. The campaign kickoff event is scheduled to take place in May.
- The Executive Director testified before the Environment Committee on March 13 in support of H.B. No. 5524 (Raised), *An Act Concerning the State's Materials Management System*.
- J. Heaton-Jones and J. Decker of IWS have been working on proposed amendments to the Regional Solid Waste and Recycling Agreement. The proposed changes will be presented to the Authority at the June HRRRA meeting.
- Connecticut's first-in-the-nation tire Extended Producer Responsibility (EPR) program took effect on March 21. The following HRRRA member towns have completed their agreements: Bethel, Bridgewater, Danbury, Kent, Newtown, Redding, Ridgefield, and Weston. Many towns have already experienced the benefits of cost savings under the program.
- J. Baum and T. Thornton planned and organized HRRRA's second regional Repair Café. More than 25 residents attended the event to have household items repaired.
- J. Heaton-Jones provided an in-depth presentation on the state of waste management in Connecticut to the Fairfield County Brokers Association. The event was held at the Newtown Community Center and was attended by more than 120 participants.
- The Executive Director also provided presentations to the New Fairfield Women's Club, the Danbury Women's Club, and the Danbury Library.
- The Government Oversight Committee took up a bill to convey the Torrington Transfer Station from DAS to the Northwest Resource Recovery Authority, and a hearing was held on April 1. HRRRA provided supportive testimony describing its experience operating the Danbury Transfer Station and emphasizing the importance of municipalities retaining publicly owned facilities to ensure public participation in solid waste management, enable long-term negotiations, and avoid vertically integrated monopoly ownership.

- HRRRA staff facilitated a successful Repair Café on Saturday, March 21<sup>st</sup> at the John Pettibone Community Center. The Town of New Milford generously donated the space for the event, helping support this community-focused waste-reduction initiative.

The event drew 25 attendees representing 7 towns, including: Brookfield, Danbury, New Milford, Ridgefield, Roxbury, Sherman, and Wilton.

A team of 6 volunteer fixers donated their time, skills, tools, and expertise. Their contributions were essential to the event's success and created a welcoming environment for guests.

The fixers were able to successfully repair 21 items, including:


- A wheelchair
- Multiple vacuums
- Lamps
- Bracelets & watches
- A toy plane for a young visitor

For the few items that could not be fully repaired on-site, attendees received:

- Referrals to local repair professionals, or
- A list of materials needed to complete the repair, along with exchanged contact information for follow-up support

Every attendee left the event satisfied, with several expressing that their repaired items held significant sentimental value. The event created a strong sense of community and sustainability. Another meaningful outcome of these events has been the continued collaboration among the volunteer fixers. The Repair Café has helped bring together a group of skilled individuals who are now sharing knowledge, coordinating future participation, and building a supportive network of community repair enthusiasts.

The Repair Café was a highly successful event that demonstrated the value of community engagement and waste-reduction efforts. The HRRRA staff extends its appreciation to the Town of New Milford, the volunteer fixers, and all attendees who contributed to a positive and impactful day.



- Staff are actively planning the 19th Annual Billboard Contest Award Ceremony, which will take place on Wednesday, April 22, at the Newtown Community Center.
- IWS submitted a request for an increase in the fuel surcharge, which was discussed at the Executive Committee meeting held on April 10. The Committee approved a Memorandum of Understanding establishing an additional \$2.20 per ton fuel surcharge, resulting in a total fuel surcharge of \$2.75 per ton when combined with the existing \$0.55 per ton surcharge. This approval was made with

the understanding that if fuel prices decrease prior to May 1, the Committee will reconvene before that date; if fuel prices remain unchanged, the Committee will reconvene on June 1.

- The first Household Hazardous Waste event of the year was held on Saturday, April 11, during which 950 vehicles were processed.

Bethel	Bridgewater	Brookfield	Danbury	Kent	Newtown	New Fairfield	New Milford	Redding	Ridgefield	Roxbury	Sherman	Weston	Wilton	Non HRRR Town	
70	5	62	348	5	82	75	34	57	130	6	16	20	39	1	950

### HRRR Representatives - 2026 Term Expiration Date

The following municipalities HRRR membership will expire on June 30, 2026.  
The appointed term expiration date should reflect June 30, 2029.

#### Danbury

Term Expiration Date: June 30, 2026  
Roberto Alves, Representative  
Farley Santos, Alternate

#### Kent

Term Expiration Date: June 30, 2026  
Dolores Schiesel, Alternate

#### Newtown

Term Expiration Date: June 30, 2026  
Herbert Rosenthal, Representative  
Fred Hurley, Alternate

#### Weston

Term Expiration Date: June 30, 2026  
Samantha Nestor, Representative  
Larry Roberts, Alternate

**NEXT HRRR meeting is scheduled for Thursday June 25<sup>th</sup>.**

## HRRR Education Report April 2026

### HRRR Billboard Contest

HRRR had 55 Regional Winners in our 14 Towns. We had a total of 1703 entries from our 14 Towns. Grand Prize winner artwork will be displayed on the HartBus shortly after April 23<sup>rd</sup>.

### School Programs

T. Thornton presented 8 more schools since the February report. (See table).

T. Thornton has scheduled 2 additional presentations in 2 towns so far for the remainder of the school year.

### Community Programs

T. Thornton attended the following community programs:

- Roxbury Senior Center Trash Talk – March 10<sup>th</sup> at 1pm

T. Thornton will be attending the following community programs in the spring:

- Danbury High School Earth Day Fair – April 23<sup>rd</sup>
- Bethel Earth Day – April 25<sup>th</sup>
- New Milford Boy Scout Troop – April 28<sup>th</sup>
- Weston EcoFest – May 3<sup>rd</sup>

T. Thornton is continuing to contact town libraries to schedule community Trash Talks in 2026. A focus on towns HRRR has not presented to in a few years: Redding (Scheduling for Fall 2026), Brookfield, Sherman, New Fairfield, Wilton.

### Repair Cafe

T. Thornton is working with a community organization to test out a Repair Café this June. HRRR will rely on that community organization to take the lead on all communications with fixers and attendees.

### Social Media

T. Thornton continues to post on EPR topics monthly (batteries, mattresses, cylinders, e-waste, paint) along with a theme each month.

Trash Talk Presentations February 20th - April 23rd						
Town	School	# Schools	# Classes	# Students	# Teachers	# Presentations
Danbury	St. Gregory	1	1	24	1	1
Danbury	Mill Ridge	1	4	85	4	1
Kent	Kent Center	1	4	69	3	2
Newtown	Sandy Hook	1	3	73	3	1
Newtown	Hawley	1	2	47	2	1
Ridgefield	Ridgebury	1	3	60	3	3
Ridgefield	Veteran's Park	1	13	325	13	1
Weston	Weston HS	1		200		1
		8	30	883	29	11

## Non-Compliant Hauler Report April 2026

### I. Unregistered/permitted – Application Past Due:

- Action Waste Solutions
- ASAP Shipping Services
- BullBag Corp
- Dumpster King, USA
- Friendly Junk Removal
- Ghost Fleet Services
- JC Containers LLC
- Junk in the Truck
- Joe Junk Removal
- Paradise Junk Removal

#### **Action Waste Solutions** – *6 months non-compliant, contacted 5 times*

- Date of initial contact 5/5/25.
- The municipal registration and permit application was due on July 31, 2025. The application has not been received.
- Organics collection hauler.

#### **ASAP Shipping Services** – *1 month non-complaint, contacted 3 times*

- Date of initial contact 3/6/26.
- Application was due 4/6/26.
- The business owner was contacted due to advertising on Danbury social media pages. There has been no response from the business owner.

#### **BullBag Corp.** – *3.5 years non-complaint, contacted 30 times*

- Date of initial contact 6/13/22.
- BullBag Corp. has been unresponsive to all phone calls and emails.
- The 2022-23 application was due 8/1/2022.
- The 2023-24 application was due 7/31/2023.
- The 2024-25 application was due 7/31/2024.
- The 2025-26 application was due on 7/31/2025.
- CT DEEP issued a Notice of Non-Compliance on March 8, 2023.
  - HRRRA requested NOV to be sent to BullBag on 12/12/22, 1/27/23, 3/6/23, 4/6/23, 7/11/23, 10/3/2023, 12/5/23, 1/31/24, 6/17/24
- A BullBag truck was observed on June 21, 2023, on Route 25 in Brookfield, in front of the HRRRA office.
- Operating in Bridgewater, Danbury, New Milford, Newtown, Ridgefield, Weston

#### **Dumpster King, USA** – *2.5 years non-compliant, contacted 17 times*

- Date of initial contact 3/3/2023.

- Located in Ridgefield, offering dumpster rental services.
- Dumpster King has been unresponsive to phone calls and emails.
- The 2022-23 registration application was due on 7/5/2023.
- The 2023-24 registration application was due 7/31/2023.
- The 2024-25 registration application was due 7/31/2024.
- The 2025-26 registration application was due on 7/31/2025.
- CT DEEP Issued NOV on 3/15/23 and 10/17/23
  - HRRRA Staff requested CT DEEP to send additional notices on 2/1/24 and 6/17/24.

**Friendly Junk Removal - *Contacted 2 times.***

- Date of initial contact 3/12/26.
- Contacted the business owner due to advertising on Brookfield and Danbury social media pages. When HRRRA staff called the phone number, the voicemail name had a name different than the ad. There has been no response from the business owner.

**Ghost Fleet Services – *Contacted 10 times.***

- Contacted 1/9/26
- Registration application was due 1/12/26.
- Ghost Fleet Services, based in New Milford, was contacted due to advertising dumpster rental and junk removal services on New Milford community social media pages.
- The business owner responded on 12/31/25 to confirm the business offers waste collection services and is in the process of dissolving Ghost Fleet and will be operating under a new business entity.
- The business owner has been non-responsive since December 2025

**JC Containers, LLC – *14 months non-compliant, contacted 6 times***

- Date of initial contact from HRRRA staff was 9/10/24.
- Located in Wilton, offering dumpster rental services.
- The registration application was due on 10/10/24 and 7/31/25.
- There has been no response from JC Containers.

**Junk in the Truck – *5 months non-compliant, contacted 7 times***

- Date of initial contact 7/31/25 (application due date).
- Based in Danbury.
- The municipal registration and permit application was due on July 31, 2025. The application has not been received. The hauler complied for 5 years and then submitted an incomplete application for 2025-2026.
- There has been no response from Junk in the Truck.

**Joe Junk Removal – *15 months non-compliant, contacted 5 times***

(This is a separate entity from Joe's Junk Removal & More who is compliant)

- Date of initial contact 9/10/24.
- The business owner confirmed he provides junk removal services.

- Joe's Junk Removal posted advertisements for junk removal services on Danbury and Newtown community Facebook pages.
- Registration and Permit application was due on 10/21/24 and 7/31/25.

**Paradise Junk Removal – 1 month non-compliant, contacted 7 times**

- Date of initial contact 3/11/26.
  - Application was due on 4/13/26.
  - The business owner confirmed he provides junk removal services.
- 

**II. Non-Compliant Haulers Contacted, No response:**

- Flawless Junk Removal
- Goals Junk Removal

**Flawless Junk Removal – 6 months non-compliant, contacted 2 times**

- Date of initial contact 8/21/25.
- Flawless Junk Haulers advertised junk removal services on the “Bethel CT Forum” Facebook page in July 2025.
- HRRR staff contacted the business owner via email and formal letter. No response was received from the business owner to either form of communication.

**Goals Junk Removal - 6 months non-compliant, contacted 6 times**

- Date of initial contact 1/8/26
  - The registration application was due on 2/9/26
  - HRRR staff contacted the business owner via email, phone calls, and formal letter. No response was received from the business owner to either form of communication.
- 

**III. Haulers Advertising waste removal - Stated they are not providing waste services:**

- 1-888-CALL-JUNK
- 3 Strong Bros
- A Too Z Junk Removal
- AJ's Junk Removal
- CJ Solutions
- C.M. Junk Removal
- C&M Carting Solutions
- Clear Space Solutions
- Colonial Hauling
- Eeli's Handyman Services
- Gerrit's Dump Runs

- HQ Home Cleaning
- Heavystone Junk Services
- JD's Junk Removal
- Junk Out Services
- KMG Moving and More
- Less Stress Dumpster Rentals
- Lopez & Sons Logistics
- Matt's Junk Removal
- Northeast Container Services
- Red Star Restoration
- Rob's Haul Away Services
- Wurf Industries

**1-888-CALL-JUNK** – *Contacted 4 times.*

- Date of initial contact 5/10/25.
- The business was contacted due to lawn signs posted by Exit 4, I-84 in Danbury. The business owner stated he would no longer be operating.

**3 Strong Bros** – *Contacted 5 times.*

- Initial date of contact 1/13/25.
- HRRR staff contacted 3 Strong Bros due to advertising of junk removal services on a Newtown community Facebook page December 2024.
- The business owner/operator who stated the business is not offering junk removal services.
- Junk removal services have since been offered on the Newtown community Facebook page July 2025 and December 2025.
- Newtown transfer station operators have concurred junk hauling operations.

**A Too Z Junk Removal** - *Contacted 5 times.*

- Contacted 1/9/26 via email and letter.
- The business owner stated they are located in Branford and are not currently operating the HRRR region.
- A Too Z Junk Removal was contacted due to advertising on social media targeting the City of Danbury.

**AJ's Junk Removal** – *Contacted 6 times.*

- Initial date of contact 5/20/25.
- The business owner was contacted due to advertising posted promoting junk removal services in Danbury, Ridgefield and Weston on social media.
- The business owner stated they are not operating within HRRR towns.

**CJ Solutions** – *Contacted 3 times.*

- Date of initial contact 2/17/26.

- The business owner was notified due to advertising junk removal services on New Milford social media pages.
- The business provides other services in addition to junk removal. The business owner operator stated that he was testing the junk removal. The operator stated he will remove junk removal services from the list of services offered.

**C.M Junk Removal – Contacted 3 times.**

- Date of initial contact 2/12/26.
- The business was contacted due to advertising junk removal services on Danbury social media pages.
- The business owner stated that he is based in Bridgeport and is not operating in the Danbury area.

**C&M Carting Solutions – Contacted 3 times.**

- Date of initial contact 2/12/26.
- The business owner was contacted regarding advertising on Kent social media pages. The business owner was responsive and confirmed they are based in Cornwall. They are not currently operating in Kent; however, they hope to expand operations in the future and will register before doing so.

**Clear Space Solutions – Contacted 5 times.**

- Initial date of contact 11/5/25.
- Clear Space Solutions is based in New Milford.
- Clear Space Solutions promoted junk removal services on the New Fairfield – Our Town Facebook page on November 3, 2025.
- The business owner was responsive to emails and phone calls. The business owner stated his business offers other services besides junk removal and, going forward, his business will focus on the other services (and remove junk removal).

**Colonial Hauling– Contacted 4 times.**

- Initial date of contact was 1/9/26
- The business owner was responsive and stated that he was testing the possibility of a junk hauling business but was not aware of the requirements. After reviewing the requirements, he will not be pursuing a junk removal business.

**Eeli's Homemade Handyman Services – Contacted 4 times.**

- Date of initial contact 5/20/25.
- The business owner advertised junk removal services on the “Ridgefield Business Group” and “Danbury CT People” Facebook pages. HRRR staff contacted Eeli via voicemail and email.
- HRRR staff spoke with the business owner on 02/10/2026, and he stated that he would no longer be offering junk removal services.

**Gerrit's Dump Runs – Contacted 13 times.**

- Gerrit's Dump Runs was contacted in 2020 after posting fliers promoting junk removal services in Brookfield and Newtown.
- Gerrit's Dump Runs was contacted again in January 2024 after posting fliers in the Newtown post office. Gerrit's Dump Runs posted fliers in the City of Danbury promoting junk removal services in September 2024.
- Gerrit's Dump Runs has flyers offering junk removal services posted in Danbury, Ridgefield, Weston, and Wilton.
- On May 19, 2025, Gerrit's Dump Runs stated they hire a service that posts the flyers. The owner/operator stated he does not wish to register, stated that he will remove the flyers and instruct the company to not post flyers in HRRRA municipalities.
- Flyers were posted at businesses in Wilton in November 2025.

**HQ Home Cleaning – Contacted 2 times.**

- Initial date of contact 1/7/26.
- HQ Home Cleaning, based in Bethel, was contacted due to junk removal services offered on social media pages targeting Danbury and Bethel communities.
- The business owner/operator responded on 1/12/26 via phone call and confirmed that the business is focused on housekeeping services. They were testing junk removal services near the holidays. They didn't receive any junk removal requests and will focus only on the housekeeping aspect and will not pursue junk removal.

**Heavystone Junk Services – Contacted 3 times.**

- Initial date of contact 2/12/26.
- The business owner was contacted due to advertising on Danbury social media pages. The business owner was responsive and stated that he was "testing the waters" and would no longer be offering junk removal services.

**JD's Junk Removal – Contacted 4 times.**

- Date of initial contact 2/12/26.
- The business owner was contacted due to advertising junk removal on New Milford social media pages. The business owner was responsive and confirmed he was considering offering junk removal services but would be removing it from his list of services. The business is a tree-trimming business.

**Junk Out Services – Contacted 10 times.**

- Date of initial contact was 9/8/21.
- Business operator sent an email to HRRRA on 1/5/22 stating they would not be operating.
- The business continues to offer junk removal services on a Newtown community Facebook page.
- Junk Out Services has been unresponsive to phone calls and emails.
- HRRRA staff requested CT DEEP to send NOV on 2/9/24 and 6/17/24.

**Junk Xpress – Contacted 8 times.**

- Contacted 1/9/26.

- HRRRA staff spoke with the business owner on 2/3/2026. The business owner stated he had not received the letter or email.
- The business owner was contacted due to advertising on Danbury social media pages. The business owner confirmed that he has a junk removal business and stated that he made a business decision to no longer operate in Danbury.

**Kevin's Junk Removal** – *Contacted 3 times.*

- Contacted 1/20/26.
- The business owner was contacted due to advertising junk removal services on Danbury and Newtown social media pages in December 2025. The business owner confirmed that he received the notices but stated that he has not been in business since 2024.

**KMG Moving and More** – *Contacted 6 times.*

- Initial date of contact 2/1/24.
- KMG Moving and More advertised junk removal services on a Newtown community social media page in 2024 and 2025.
- HRRRA staff contacted the owner/operator. KMG Moving and More stated they are not local and will not be operating in the HRRRA region.

**Less Stress Dumpster Rentals** – *Contacted 8 times.*

- Initial date of contact 11/17/25.
- Less Stress Dumpster Rentals was contacted due to advertising of dumpster rental services on Wilton social media pages.
- The business owner sent an email on 12/17/25 stating they are not operating in the Town of Wilton. They hope to begin operations in the future and will contact HRRRA to complete the registration process prior to operating.

**Lopez & Sons Logistics** - *Contacted 3 times.*

- Contacted 1/9/26.
- The business owner was responsive.
- HRRRA staff spoke with the business owner on 1/20/26 and he stated that he transports materials.

**Matt's Junk Removal** - *Contacted 3 times.*

- Contacted 3/2/26.
- The business owner was contacted due to advertising junk removal services on Danbury social media pages. The business owner stated he is not operating and is closing the business. The owner did not send any information to verify the closing.

**Northeast Container Services** – *Contacted 4 times.*

- Initial date of contact 12/12/25.
- The business, based in Morris, was contacted due to dumpster rental advertising on New Milford community social media pages.
- The owner/operator confirmed on 1/6/26 that Northeast Container Services will not be operating in New Milford due to the distance.

**Red Star Restoration – Contacted 2 times.**

- Contacted 1/7/26.
- The business owner sent an email to the HRRRA on 1/7/26 stating their role is limited to labor-only services (such as sorting and cleaning) and they do not offer junk removal.

**Rob’s Haul Away Services – Contacted 1 time.**

- Initial date of contact 9/5/25.
- Advertised junk removal services on a Newtown community Facebook page in September 2025.
- HRRRA staff contacted the business owner/operator who confirmed he was not based in Newtown and will not be operating in Newtown.

**Wurf Industries LLC – Contacted 4 times.**

- Initial date of contact 11/10/25.
- Wurf Industries LLC, based in Danbury, was contacted due to advertising junk removal and dumpster rental services on New Fairfield community social media pages in November 2025.
- On 12/11/25, the business owner stated he was offering this as a side business. He was not aware of the registration requirements and will discontinue operations.

---

**IV. Haulers Recently Contacted under a 30-day compliance period:**

- Express Dumpsters

**Express Dumpster**

- Contacted 3/17/26.
- Registration application is due 3/17/26. The application is in progress and business owner has been responsive.

**V. Business contacted and verified as not operating:**

- CJS Hauling
- Jacko’s Junk Removal

**CJS Hauling – Contacted 5 times.**

- Initial date of contact 12/1/25.
- The business was contacted due to social media posts on a Bethel community Facebook page promoting junk removal and dumpster rental services.
- The business owner responded on 12/5/25 and stated they are not offering waste removal services. HRRRA staff followed up with the business operator on 1/12/25. The

operator stated they rent and haul equipment. They will adjust the language in promotional materials to reflect the accurate business model.

**Jacko's Junk Removal** – *Contacted 8 times.*

- Date of initial contact 11/25/25
- Jacko's Junk Removal, based in New Fairfield, was contacted due to advertising on social media promoting junk removal services.
- The business owner stated that they are rebranding and revising the business model to focus on re-selling materials. The new business names have been registered with the state.

## SMM – Organics Programs Update

There are currently 11 food scraps drop-off programs operating within the HRRRA region. Nine towns offer food scraps drop-off at their Transfer Stations, and seven of those now offer additional disposal access via satellite food scraps smart bins. Two additional towns operate smart-bin-only programs.

### Smart Bin Material Management

Material collected via the food scraps smart bins increased by 119% in March over February. Expectations are that trajectory will continue as more residents participate and more smart bins are installed.

*\*denotes smart bin material is aggregated with Transfer Station dropoff before weighing*

March marks the 2<sup>nd</sup> full month of smart bin servicing provided by Blue Earth. Weather has remained cooler allowing for 1 time per week servicing. It is anticipated that some locations may need more frequent servicing.

Food Scraps Programs With Smart Bins	FEB (Lbs)	TS Tonnage (Lbs)	MAR (Lbs)	TS Tonnage (Lbs)	Combined Total FEB & MAR
Bethel	150	1,696	530	1,979	4,355
Brookfield	300	N/A	240	N/A	540
Danbury	400	N/A	185	N/A	585
Kent*		3,740		3,796	7,536
Newtown	555	18,880	1,870	19,170	2,425
Redding	200	1,047	700	976	900
Ridgefield*		5,760		5,220	10,980
<b>Total All Smart Bins</b>	<b>1,605</b>		<b>3,525</b>		<b>27,321</b>

### Upcoming Food Scraps Processing Infrastructure

HRRRA continues to work with Kent Public Works Director on permitting for the **Kent in-vessel composter**. CT DEEP has not yet executed the MMI grant contract awarded 3/27/2025.

Funding for **Bethel’s in-vessel composter** was awarded as part of the CT DEEP SMMR2 grant on October 29, 2025. The contract is pending execution

HRRRA’s vision remains the same for smart bin material from all HRRRA programs be transported and processed **within the region**, at one of the ASP composting systems or one of the in-vessel composters using a commercial processor only when necessary.

## Resident Participation

Below is a summary of resident interest in utilizing food scraps smart bins, measured by the number of **MetroKEY accounts** created. Notably, **Newtown's decision to promote the program community-wide** has resulted in the highest participation.

Town	Launch Date	MetroKEY Accounts	% Increase Month/Month
Bethel	1/23/26	12	71%
Brookfield	1/23/26	14	100%
Danbury	12/1/25	37	208%
Kent	12/1/25	67	12%
Newtown	1/6/26	172	14%
Redding	1/20/26	24	26%
Ridgefield	11/1/25	41	19%
New Fairfield	May 2, 2025	—	—
Wilton	To be planned	—	—

New Fairfield will hold a ribbon cutting on May 2 at 9:30.

Various event dates have been shared with HRRRA for Towns with a transfer station dropoff program to return a share of **finished compost back to residents**. Ridgefield's program distributes compost to residents year-round on a self-serve basis. For Brookfield and Danbury smart bin programs, HRRRA is managing participants receiving a share of finished compost.

### Smart Bin Program Expansion

Once smart bins are publicized in a Town, HRRRA is receiving requests for possible additional bins located more broadly across a Town. The inquiries are coming from residents with curbside garbage service as well as current users of Transfer Station programs.

After the official launch of its program on March 25, 2025, City of Danbury quickly decided to add 4 more smart bins, one specifically with Spanish language signage. A Spanish language trifold brochure with information about the smart bin program is in development.

Western CT State University (WCSU) reached out to HRRRA inquiring about installing a food scraps smart bin on the campus. Discussions are ongoing.

Other Towns have expressed interest in adding to their original inventory of smart bins. HRRRA anticipated the growth of the program and included funding for a second round of smart bins in the CT DEEP SMMR2 grant.



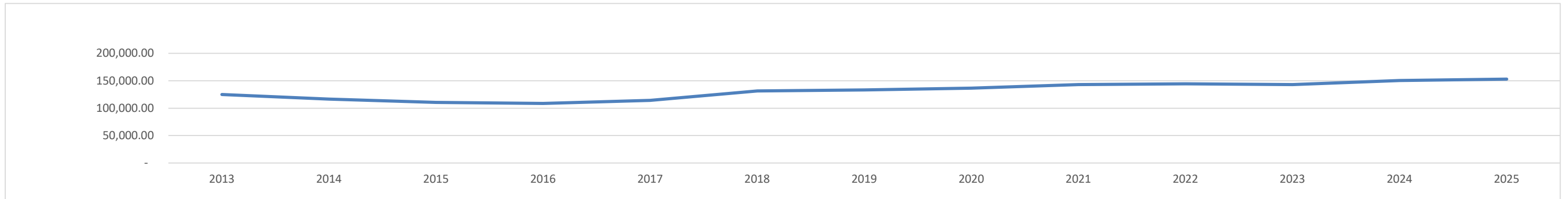
### HRRR - MSW Tonnage

	2013	2014	2015	2016	2017	2018	2019	2020	2021	2022	2023	2024	2025	2026	YTD as % of Prior YTD
Jan	10,909.90	9,521.05	8,709.97	8,193.26	9,060.62	10,256.78	10,745.50	11,023.81	10,388.11	10,610.02	12,346.34	12,611.62	11,939.18	11,525.04	96.53%
Feb	8,305.92	7,648.06	7,070.96	7,626.85	7,535.47	8,841.09	8,863.32	9,401.69	9,120.14	10,170.30	9,238.27	10,656.22	10,135.89	9,814.40	96.83%
Mar	9,199.49	8,507.43	8,415.64	9,077.68	8,584.21	9,868.75	9,948.73	10,323.38	11,698.87	12,044.66	11,243.02	11,426.04	11,549.27	12,278.99	106.32%
Apr	10,373.68	10,330.16	8,796.55	8,669.38	8,853.20	10,547.05	11,502.64	10,435.03	11,697.54	11,793.18	10,490.90	12,447.51	12,332.22	-	0.00%
May	11,536.19	10,632.45	10,095.92	9,103.14	10,209.07	11,650.66	12,115.93	11,072.11	11,326.17	12,419.70	12,736.18	13,805.96	13,582.09	-	0.00%
Jun	11,665.08	9,908.25	10,776.39	9,977.93	10,055.20	11,361.23	11,396.48	11,801.87	13,336.37	13,663.90	12,552.32	12,694.49	12,873.79	-	0.00%
Jul	11,885.87	11,457.12	10,613.73	8,978.65	9,650.28	11,654.85	12,347.13	12,735.71	12,869.43	11,967.90	12,539.69	14,046.89	13,632.17	-	0.00%
Aug	10,442.51	9,504.43	9,308.83	10,088.70	10,065.10	12,294.98	11,546.06	12,215.33	12,585.76	12,876.45	12,889.96	13,318.35	14,442.16	-	0.00%
Sep	10,090.83	9,830.16	9,562.86	9,024.18	9,569.14	10,565.45	10,976.99	11,953.94	13,073.61	12,517.86	11,939.31	12,265.71	15,295.04	-	0.00%
Oct	11,022.28	10,320.11	9,101.82	8,877.85	9,696.31	11,969.58	11,766.79	11,767.72	11,782.36	11,978.65	12,412.08	12,731.69	12,792.52	-	0.00%
Nov	9,445.19	8,872.00	9,051.83	9,570.73	10,864.04	11,660.40	10,886.55	11,436.23	12,444.74	12,451.12	12,436.38	11,783.95	11,462.83	-	0.00%
Dec	10,068.41	10,111.75	9,176.60	9,434.03	9,925.42	10,606.23	11,058.63	12,205.80	12,553.41	12,094.82	12,181.98	12,744.15	12,927.39	-	0.00%
<b>Total Tons YTD</b>	<b>124,945.35</b>	<b>116,642.97</b>	<b>110,681.10</b>	<b>108,622.38</b>	<b>114,068.06</b>	<b>131,277.05</b>	<b>133,154.75</b>	<b>136,372.62</b>	<b>142,876.51</b>	<b>144,588.56</b>	<b>143,006.43</b>	<b>150,532.58</b>	<b>152,964.55</b>	<b>33,618.43</b>	
<b>% of WSDA Benchmark Annual Tonnage (115,284)</b>	<b>93%</b>	<b>93%</b>	<b>95%</b>	<b>98%</b>	<b>105%</b>	<b>115%</b>	<b>101%</b>	<b>102%</b>	<b>105%</b>	<b>101%</b>	<b>99%</b>	<b>105%</b>	<b>102%</b>	<b>100%</b>	

### HRRR MSW Program Fee

	Calendar 2013	Calendar 2014	Calendar 2015	Calendar 2016	Calendar 2017	Calendar 2018	Calendar 2019	Calendar 2020	Calendar 2021	Calendar 2022	Calendar 2023	Calendar 2024	Calendar 2025	Calendar 2026
Program Fee Earned YTD	\$98,706.83	\$94,480.81	\$110,681.10	\$108,622.38	\$114,068.06	\$131,277.05	\$201,736.89	\$272,745.23	\$285,753.02	\$289,177.12	\$286,012.86	\$150,532.58	\$152,964.55	\$33,618.43
Program Fee Pd to HRRR YTD	\$98,707.00	\$94,481.00	\$111,729.59	\$110,343.05	\$102,954.28	\$131,277.05	\$201,736.89	\$272,745.23	\$285,753.02	\$289,177.12	\$286,012.86	\$301,065.16	\$356,119.06	\$92,450.68

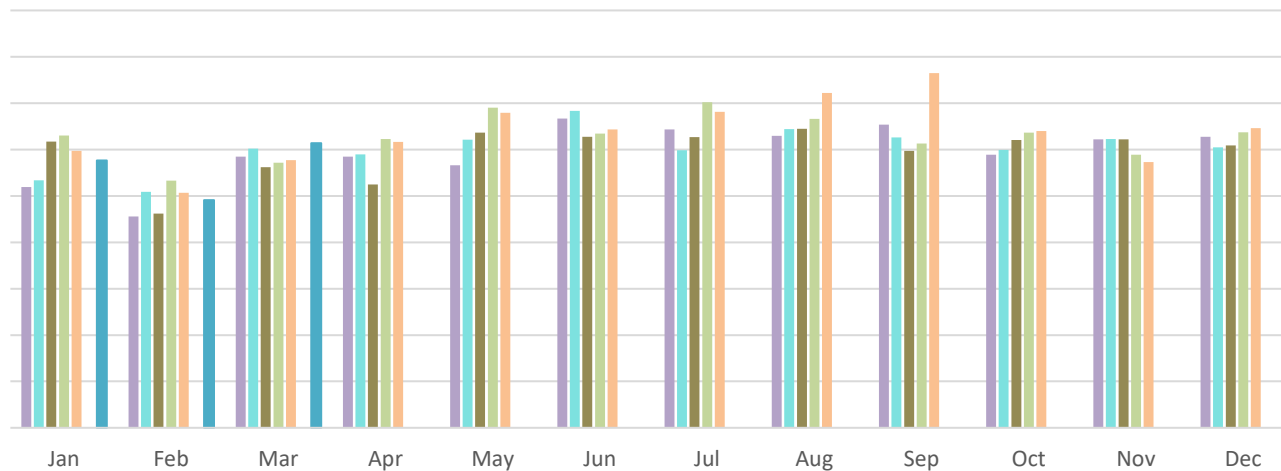
	FY 2012-13	FY 2013-14	FY 2014-15	FY 2015-16	FY 2016-17	FY 2017-18	FY 2018-19	FY 2019-20	FY 2020-21	FY 2021-22	FY 2022-23	FY 2023-24	FY 2024-25	FY 2025-26	
<b>Tonnage by FY</b>	131,082.58	119,502.49	113,961.00	109,463.91	110,271.91	122,295.85	133,324.09	132,640.03	139,881.93	146,011.07	142,493.83	148,041.24	149,303.18	92,077.15	<b>Tonnage</b>
<b>Program Fee Pd To HRRR FYTD</b>	\$131,082.58	\$119,502.49	\$113,961.00	\$109,463.91	\$110,271.91	\$122,295.85	\$133,324.09	\$265,280.06	\$279,763.86	\$292,022.14	\$284,987.66	\$296,082.48	\$298,606.36	\$211,294.18	<b>Revenue</b>



### HRRR - MSW Tonnage Year-to-Date

	2021	2022	2023	2024	2025	2026	YTD as % of Prior YTD
Jan	10,388.11	10,671.76	12,346.34	12,611.62	11,939.18	11,525.04	96.53%
Feb	9,120.14	10,170.30	9,238.27	10,656.22	10,135.89	9,814.40	96.83%
Mar	11,698.87	12,044.66	11,243.02	11,426.04	11,549.27	12,278.99	106.32%
Apr	11,697.54	11,793.18	10,490.90	12,447.51	12,332.22		0.00%
May	11,326.17	12,419.70	12,736.18	13,805.96	13,582.09		0.00%
Jun	13,336.37	13,663.90	12,552.32	12,694.49	12,873.79		0.00%
Jul	12,869.43	11,967.90	12,539.69	14,046.89	13,632.17		0.00%
Aug	12,585.76	12,876.45	12,889.96	13,318.35	14,442.16		0.00%
Sep	13,073.61	12,517.86	11,939.31	12,265.71	15,295.04		0.00%
Oct	11,782.36	11,978.65	12,412.08	12,731.69	12,792.52		0.00%
Nov	12,444.74	12,451.12	12,436.38	11,783.95	11,462.83		0.00%
Dec	12,553.41	12,094.82	12,181.98	12,744.15	12,927.39		0.00%
<b>Total Tons</b>	<b>142,876.51</b>	<b>144,650.30</b>	<b>143,006.43</b>	<b>150,532.58</b>	<b>152,964.55</b>	<b>33,618.43</b>	
<b>% of WSDA Benchmark Tonnage (115,284)</b>	<b>105%</b>	<b>111%</b>	<b>99%</b>	<b>105%</b>	<b>102%</b>	<b>100%</b>	

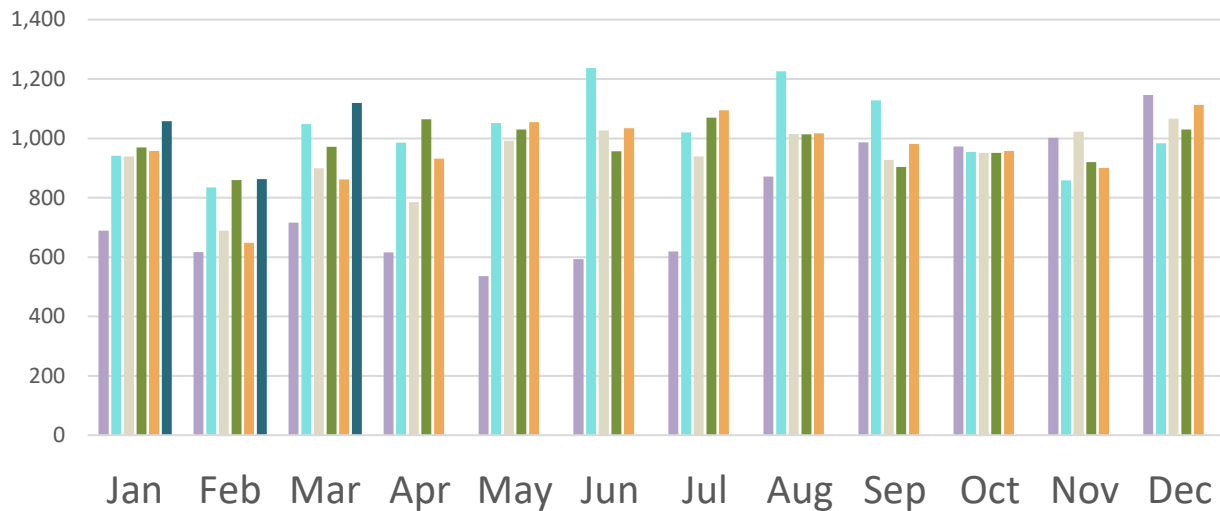
MSW Tonnage - CY 2020, 2021, 2022, 2023, 2024, 2025, 2026



## HRRR/Regional Recycling Facility Tonnage

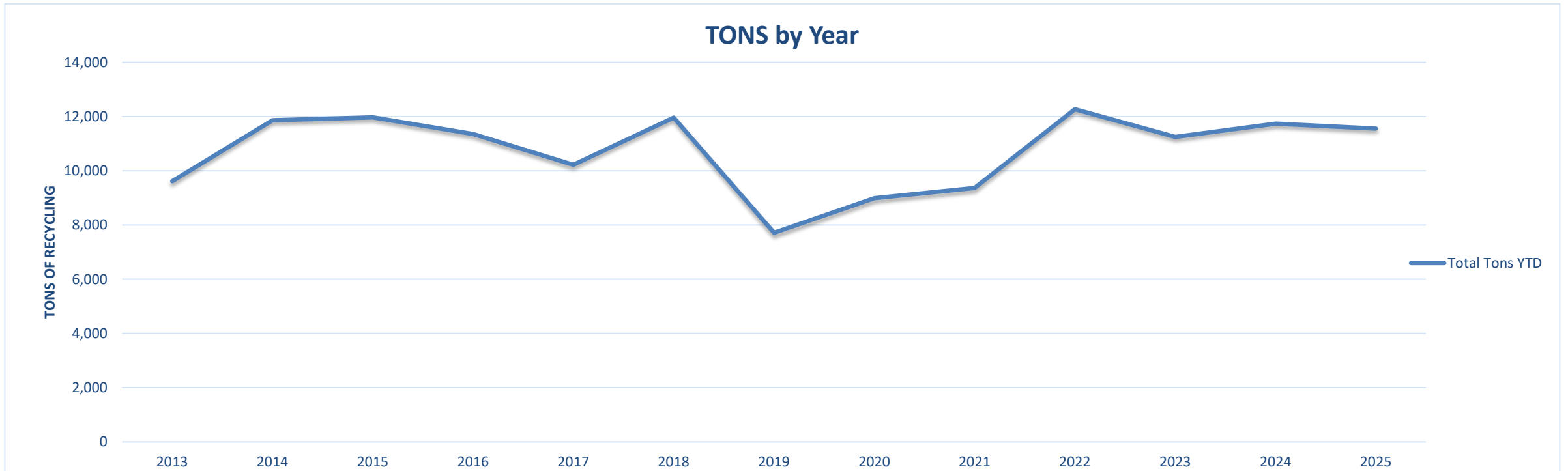
	2021	2022	2023	2024	2025	2026	2026 YTD as % of 2025 YTD
Jan	689	942	939	970	958	1,058	110.47%
Feb	617	835	689	859	648	863	133.06%
Mar	716	1,048	900	971	862	1,119	129.85%
Apr	616	986	785	1,065	931		0.00%
May	536	1,051	992	1,030	1,055		0.00%
Jun	593	1,237	1,027	957	1,034		0.00%
Jul	619	1,020	939	1,070	1,095		0.00%
Aug	871	1,226	1,014	1,013	1,017		0.00%
Sep	987	1,128	928	904	981		0.00%
Oct	973	954	952	952	957		0.00%
Nov	1,002	858	1,023	920	900		0.00%
Dec	1,147	984	1,066	1,029	1,113		0.00%
<b>Total Tons YTD</b>	<b>9,365</b>	<b>12,270</b>	<b>11,253</b>	<b>11,739</b>	<b>11,552</b>	<b>3,041</b>	<b>123.17%</b>

2021 - 2022 - 2023 - 2024 - 2025 - 2026 Recycling Tonnage



## HRRR/Regional Recycling Facility Tonnage

	2013	2014	2015	2016	2017	2018	2019	2020	2021	2022	2023	2024	2025	2026	% of FYTD	
Jan	702	944	971	986	872	983	700	918	689	942	939	970	958	1,058	110.47%	Jan
Feb	566	756	759	888	705	954	529	568	617	835	689	859	648	863	133.06%	Feb
Mar	652	869	901	1,045	769	1,112	579	651	716	1,048	900	971	862	1,119	129.85%	Mar
Apr	600	995	988	997	768	1,089	634	748	616	986	785	1,065	931		0.00%	Apr
May	692	1,089	1,026	1,037	815	1,181	732	777	536	1,051	992	1,030	1,055		0.00%	May
Jun	647	1,010	1,059	887	875	1,163	630	816	593	1,237	1,027	957	1,034		0.00%	Jun
Jul	975	1,043	1,070	864	808	1,176	717	805	619	1,020	939	1,070	1,095		0.00%	Jul
Aug	980	975	979	1,037	937	1,202	666	734	871	1,226	1,014	1,013	1,017		0.00%	Aug
Sep	998	1,050	1,016	888	986	1,023	578	748	987	1,128	928	904	981		0.00%	Sep
Oct	956	1,043	949	832	920	645	620	729	973	954	952	952	957		0.00%	Oct
Nov	868	915	1,025	895	861	754	578	693	1,002	858	1,023	920	900		0.00%	Nov
Dec	982	1,180	1,229	995	901	681	751	805	1,147	984	1,066	1,029	1,113		0.00%	Dec
<b>Total Tons YTD</b>	<b>9,618</b>	<b>11,869</b>	<b>11,972</b>	<b>11,351</b>	<b>10,217</b>	<b>11,964</b>	<b>7,715</b>	<b>8,992</b>	<b>9,365</b>	<b>12,270</b>	<b>11,254</b>	<b>11,739</b>	<b>11,552</b>	<b>3,041</b>	<b>123.17%</b>	<b>YTD</b>



## HRRR Recycling Rebate History

	CY 2022			CY 2023			CY 2024			CY 2025			Tonnage	FY	YTD as % of YTD
	Tonnage	Rebate	2022 YTD as % of 2021 YTD	Tonnage	Rebate	2023 YTD as % of 2022 YTD	Tonnage	Rebate	2024 YTD as % of 2023 YTD	Tonnage	Rebate	2025 YTD as % of 2024 YTD			
Jan	942	\$4,709.15	\$1,261.90	939	\$4,696.20	-\$12.95	970	\$4,850.00	\$153.80	958.00	\$4,790.00	-\$60.00	8,888	2009-10	
Feb	835	\$4,174.85	\$1,091.35	689	\$3,444.85	-\$730.00	859	\$4,296.00	\$851.15	648.49	\$3,242.45	-\$1,053.55	6,821	2010-11	-23%
Mar	1,048	\$5,238.80	\$1,658.10	900	\$4,499.15	-\$739.65	971	\$4,855.85	\$356.70	862.17	\$4,310.85	-\$545.00	8,542	2011-12	25%
Apr	986	\$4,930.75	\$1,850.50	785	\$3,923.25	-\$1,007.50	1,065	\$5,322.70	\$1,399.45	931.39	\$4,656.95	-\$665.75	8,204	2012-13	-4%
May	1,051	\$5,256.75	\$2,575.50	992	\$4,960.00	-\$296.75	1,030	\$5,148.65	\$188.65	1054.98	\$5,274.90	\$126.25	11,422	2013-14	39%
Jun	1,237	\$6,185.90	\$3,222.20	939	\$4,696.75	-\$1,489.15	957	\$4,782.75	\$86.00	1034.16	\$5,170.80	\$388.05	11,910	2014-15	4%
Jul	1,020	\$5,098.75	\$2,002.85	1,014	\$5,072.45	-\$26.30	1,070	\$5,348.70	\$276.25	1094.53	\$5,472.65	\$123.95	12,108	2015-16	2%
Aug	1,226	\$6,131.60	\$1,776.60	928	\$4,637.70	-\$1,493.90	1,013	\$5,067.20	\$429.50	1016.56	\$5,082.80	\$15.60	10,315	2016-17	-15%
Sep	1,128	\$5,641.05	\$706.05	928	\$4,637.70	-\$1,003.35	904	\$4,518.25	-\$119.45	980.95	\$4,904.75	\$386.50	11,896	2017-18	15%
Oct	954	\$4,772.00	-\$91.80	952	\$4,758.15	-\$13.85	952	\$4,758.60	\$0.45	957.44	\$4,787.20	\$28.60	9,285	2018-19	-28%
Nov	858	\$4,292.25	-\$715.60	1,023	\$5,113.85	\$821.60	920	\$4,599.40	-\$514.45	900.39	\$4,501.95	-\$97.45	8,388	2019-20	-11%
Dec	984	\$4,917.75	-\$815.05	1,066	\$5,332.30	\$414.55	1,029	\$5,147.35	-\$184.95	1113.41	\$5,567.05	\$419.70	8,281	2020-21	-1%
<b>Total</b>	<b>12,270</b>	<b>\$61,349.60</b>	<b>\$14,522.60</b>	<b>11,154</b>	<b>\$55,772.35</b>	<b>-\$5,577.25</b>	<b>11,739</b>	<b>\$58,695.45</b>	<b>\$2,923.10</b>	<b>11,552</b>	<b>\$57,762.35</b>	<b>-\$933.10</b>	11,697	2021-22	29%
													11,415	2022-23	-2%
													11,774	2023-24	3%
													11,377	2024-25	-3%

	CY 2026		2026 YTD as % of 2025 YTD
	Tonnage	Rebate	
Jan	1058.30	\$5,291.50	\$501.50
Feb	862.89	\$4,314.45	\$4,314.45
Mar	1119.49	\$5,597.45	\$5,597.45
Apr		\$0.00	\$0.00
May		\$0.00	\$0.00
Jun		\$0.00	\$0.00
Jul		\$0.00	\$0.00
Aug		\$0.00	\$0.00
Sep		\$0.00	\$0.00
Oct		\$0.00	\$0.00
Nov		\$0.00	\$0.00
Dec		\$0.00	\$0.00
<b>Total</b>	<b>3,041</b>	<b>\$15,203.40</b>	<b>\$15,203.40</b>

	FY 2016-2017	FY 2017-18	FY 2018-19	FY 2019-20	FY 2020-21	FY 2021-22	FY 2022-23	FY 2023-24	FY 2024-25	FY 2025-26	
Jul	864	808	1176	717	805	619	1020	939	1070	1095	
Aug	1037	937	1202	666	734	871	1226	1014	1013	1017	
Sep	888	986	1023	578	748	987	1128	928	904	981	
Oct	832	920	645	620	729	973	954	952	952	957	
Nov	895	861	754	578	693	1002	858	1023	920	900	
Dec	995	901	681	751	805	1147	984	1066	1029	1113	
Jan	872	983	700	918	689	942	939	970	958	1058	
Feb	705	954	529	568	617	835	689	859	648	863	
Mar	769	1112	579	651	716	1048	900	971	862	1119	
Apr	768	1089	634	748	616	986	785	1065	931		
May	815	1181	732	777	536	1051	992	1030	1055		
Jun	875	1163	630	816	593	1237	939	957	1034		
<b>Total</b>	<b>10,315</b>	<b>11,896</b>	<b>9,285</b>	<b>8,388</b>	<b>8,281</b>	<b>11,697</b>	<b>11,415</b>	<b>11,774</b>	<b>11,377</b>	<b>9,104</b>	<b>109%</b> Tons compared to same time last year
	\$51,576.10	\$78,914.93	\$69,638.40	\$41,940.05	\$41,406.63	\$58,486.55	\$57,073.60	\$58,869.45	\$56,885.45	\$45,519.80	<b>109%</b> Rebate compared to same time last year
		\$27,338.83	-\$9,276.53	-\$27,698.35	-\$533.42	\$17,079.92	-\$1,412.95	\$1,795.85	-\$1,984.00	\$3,737.00	

2025	Bethel	Bridgewater	Danbury	Kent	New Fairfield	New Milford	Newtown	Redding	Ridgefield	Roxbury	Weston	Wilton	Total '25
January	1.56	0.63	3.93	1.50	2.25	0.00	4.46	0.45	4.82	1.01	1.96	1.25	23.83
February	1.09	0.00	3.15	0.00	0.76	2.59	3.62	1.63	2.20	0.00	1.69	0.58	17.30
March	1.87	0.64	4.83	1.17	2.47	2.12	5.32	1.24	3.78	0.94	1.54	1.07	27.00
	4.52	1.28	11.91	2.67	5.49	4.71	13.40	3.32	10.79	1.95	5.19	2.90	68.13

April	1.46	0.48	4.57	0.00	1.94	2.73	4.56	0.79	4.73	0.57	2.53	1.88	26.24
May	1.08	0.00	8.00	1.53	2.32	2.93	5.73	0.32	4.03	0.00	1.64	0.91	28.49
June	2.59	0.89	4.54	1.25	1.50	2.41	6.62	1.06	4.55	1.54	1.75	1.38	30.08
	5.13	1.36	17.11	2.79	5.76	8.07	16.91	2.17	13.31	2.11	5.92	4.17	84.80

July	1.48	0.56	3.93	0.00	1.52	5.57	4.10	1.69	3.96	0.00	3.10	1.49	27.41
August	1.66	0.66	4.07	0.72	2.99	2.97	5.22	0.64	3.98	1.04	1.27	0.00	25.22
September	1.67	0.61	6.01	1.33	2.00	2.58	5.89	1.26	3.56	0.71	2.85	2.65	31.10
	4.82	1.83	14.01	2.05	6.51	11.12	15.21	3.59	11.50	1.75	7.21	4.14	83.73

October	1.83	0.44	3.43	1.13	2.08	2.58	4.91	0.98	3.26	0.95	1.29	0.00	22.87
November	1.24	0.41	5.17	0.00	1.24	2.28	4.35	1.50	3.33	0.42	1.03	2.39	23.37
December	2.07	0.73	5.01	0.85	2.69	5.10	5.96	1.07	5.59	0.89	1.22	0.00	31.19
	5.14	1.58	13.62	1.98	6.01	9.97	15.22	3.55	12.18	2.26	3.54	2.39	77.43

Total Tons	19.61	6.05	56.64	9.49	23.77	33.86	60.74	12.62	47.78	8.07	21.86	13.60	314.09
	BE	BW	DA	KE	NF	NM	NE	RE	RI	RX	WE	WI	Total '25

2026	Bethel	Bridgewater	Danbury	Kent	New Fairfield	New Milford	Newtown	Redding	Ridgefield	Roxbury	Weston	Wilton	Total '26
January	1.84	0.00	4.37	0.92	1.17	1.06	4.64	0.96	4.06	0.00	1.09	2.13	22.24
February	0.79	0.37	1.82	0.60	0.62	1.46	2.66	0.69	2.04	0.93	0.77	0.55	13.30
March	1.19	0.00	4.36	0.00	1.89	3.68	5.31	1.03	2.95	0.00	1.25	0.32	21.99
	3.82	0.37	10.56	1.52	3.68	6.20	12.61	2.68	9.05	0.93	3.11	3.01	57.53

### HRRR Glass Collection Program to Date in tons

	2026 January	2026 February	2026 March	2026 April	2026 May	2026 June	2026 July	2026 August	2026 September	2026 October	2026 November	2026 December	2026 TOTAL	2019 to current	
BETHEL	3.10		2.85										5.95	214.30	BETHEL
BRIDGEWATER													0.00	38.00	BRIDGEWATER
KENT	5.35												5.35	175.15	KENT
NEW FAIRFIELD													0.00	70.64	NEW FAIRFIELD
NEW MILFORD													0.00	127.21	NEW MILFORD
NEWTOWN	15.12	10.24	6.03										31.39	652.01	NEWTOWN
REDDING			8.70										8.70	207.44	REDDING
RIDGEFIELD	5.76	6.49	6.57										18.82	648.82	RIDGEFIELD
ROXBURY	6.82		6.24										13.06	187.65	ROXBURY
BROOKFIELD	5.53												5.53	68.26	BROOKFIELD
WESTON	6.13		5.63										11.76	187.95	WESTON
WILTON			6.13										6.13	121.02	WILTON
Danbury M&P	5.63												5.63	56.07	DANBURY M&P
<b>Grand Total</b>	<b>53.44</b>	<b>16.73</b>	<b>42.15</b>	<b>0</b>	<b>0</b>	<b>0</b>	<b>0</b>	<b>0</b>	<b>0</b>	<b>0</b>	<b>0</b>	<b>0</b>	<b>112.32</b>	<b>2,765.76</b>	<b>REGION</b>

5,531,520.00 Pounds

### Glass Data

	2019	2020	2021	2022	2023	2024	2025	2026	TOTAL
BETHEL	28.12	35.43	28.25	32.11	32.6	27.76	24.08	5.95	214.30
R	0	0	10.21	4.77	8.75	4.79	9.48	0.00	38.00
KENT	0	0	30.68	41.53	28.42	37.96	31.21	5.35	175.15
FAIRFIELD	0	0	12.07	14.72	10.27	15.51	18.07	0.00	70.64
MILFORD	0	0	21.98	34.67	38.07	15.37	17.12	0.00	127.21
NEWTOWN	0	71.95	123.28	120.67	105.54	108.04	91.14	31.39	652.01
REDDING	21.7	47.76	22.13	30.32	31.31	27.28	18.24	8.70	207.44
RIDGEFIELD	83.71	116.2	95.03	92.92	88.57	78.13	75.44	18.82	648.82
ROXBURY	0	0	12.38	41.24	42.07	43.87	35.03	13.06	187.65
BROOKFIELD	0	0	0	14.59	15.96	15.84	16.34	5.53	68.26
WESTON	0	0	5.03	42.99	33.8	47.58	46.79	11.76	187.95
WILTON	0	0	5.46	25.24	28.44	28	27.75	6.13	121.02
Danbury M&P			0		8.2	20.87	21.37	5.63	56.07

**133.53      271.34      366.50      495.77      472.00      471.00      432.06      112.32      2,866.84** Tons from 2019-2026  
 5,733,680.00 Total lbs.



## **HOUSATONIC RESOURCES RECOVERY AUTHORITY**

### **MINUTES**

**Thursday, February 26, 2026 10:30 a.m.**

**Zoom**

#### **Members or Alternates Present**

Bethel, Dan Carter	8
Bridgewater, Eric Gsell	1
Brookfield, Steve Dunn	7
Danbury, Farley Santos	32
Kent, Eric Epstein	1
New Fairfield, Pat Del Monaco	5
New Milford, Suzanne Von Holt	11
Newtown, Herb Rosenthal	10
Roxbury, Patrick Henry	1
Sherman, Don Lowe	1
Weston, Larry Roberts	4
Wilton, Toni Boucher	<u>7</u>
	<b>88</b>

#### **Others Present:**

Alan Dinho, Bridgewater
Bruce Walczak, First Selectman, Newtown
Fred Hurley, Newtown
Barbara Henry, Roxbury
R. Gatewood, IWS
C. Stanley, IWS
J. Guerrero, USI Insurance Services
Jennifer Heaton-Jones, HRRRA
Jennifer Baum, HRRRA

#### **Members Absent:**

Redding, Ridgefield

#### **Call to Order:**

The meeting was called to order by Chairman P. Del Monaco at 10:30 a.m. with 88 votes present from 12 towns.

#### **Public Comment:**

No Public Comment.

#### **Chairman and Members' Comment:**

The Chairman noted the increasing number of non-compliant haulers and encouraged member towns to update their local municipal ordinance per the language voted on by the authority in 2017 and 2024.

#### **Director's and Tonnage Report:**

J. Heaton-Jones reviewed highlights from the written Director's Report and tonnage reports (Attachment A).

- MSW tonnage to date is currently **104%** for the FY, and **97%** the same month last year.

---

**HOUSATONIC RESOURCES RECOVERY AUTHORITY**  
162 WHISCONIER ROAD, OLD TOWN HALL, BROOKFIELD CT 06752  
203.775.4539 | [www.hrra.org](http://www.hrra.org) | [info@hrra.org](mailto:info@hrra.org)

BRIDGEWATER | BETHEL | BROOKFIELD | DANBURY | KENT | NEW FAIRFIELD | NEW MILFORD  
NEWTOWN | REDDING | RIDGEFIELD | ROXBURY | SHERMAN | WESTON | WILTON

- Recycling tonnage to date is **103%** for the FY and **110%** compared to the same month last year.
- The legislative session has begun. The Director provided testimony on 3 bills
  - H.B. 5151 An Act Concerning Proposals Derived from the Waste Characterization Study.
  - S.B. 147 An Act Concerning a Study on the need for Extended Producer Responsibility for solar panels and vapes and including aerosol paints under the stewardship program.
  - H.B. 5157 An Act Concerning the Tire Stewardship Program.
- The Tire EPR program will launch on March 21, 2026. To participate in the program, municipalities need to register.
- The HRRRA issued an RFP for the Town of Newtown's ASP Composting system.
- The Director shared the presentation that she delivered at the Resource Recycling Conference on February 23, 2026, highlighting the positive impact of municipal organics programs on waste diversion and the cost savings achieved through on-site municipal composting.

#### **Administrative Approvals:**

- a.) **Minutes: Motion** by S. Dunn, second by D. Lowe, to approve the minutes of January 22, 2026, (Attachment B). **Vote: The motion passed;** with 70 votes in favor with abstentions from S. Von Holt (NM) and T. Boucher (WI).
- b.) **Financial Statements:** J. Heaton-Jones reviewed the financial statements through January 31, 2026 (Attachment C). **Motion** by S. Dunn, second by H. Rosenthal, to approve the financial statements through January 31, 2026, as presented. **Vote: The motion passed unanimously;** with 88 votes in favor.
- c.) **Approve lobbyist for 2026: Motion** by P. Del Monaco, second by S. Dunn, to approve the lobbyist for 2026 legislative session. **Vote: The motion passed unanimously;** with 88 votes in favor. Funds from contingency will cover the \$18,000 expense.

#### **New Business:**

##### **6a.) Hauler insurance options**

At the January 22, 2026, meeting, the authority suggested that HRRRA staff investigate insurance pooling for haulers as a potential solution to help haulers with the rising challenge of obtaining insurance.

HRRRA staff issued a survey to the haulers to gauge their interest in buying group insurance. At the time of the HRRRA meeting, 25 haulers completed the survey and 22 haulers stated they would be interested in buying group insurance.

HRRRA staff invited J. Guerrero of USI Insurance Services to present insurance options. J. Guerrero recommended the buying group option for haulers. Under a buying group, a group of haulers

would go to one underwriter. There is no required funding, and each hauler will need to complete the application process.

A discussion ensued on the insurance options. J. Guerrero confirmed that the next step would be to provide a list of interested haulers and a list of their vehicles to an underwriter.

**Motion** by S. Dunn, second by D. Lowe, for the HRRRA to proceed with the next steps for Buying Group insurance for haulers with USI Insurance Services. **Vote: The motion passed unanimously;** with 88 votes in favor.

**6b.) Resolution – to accept CT DEEP SMM grant (*Attachment D*)**

J. Heaton-Jones presented the “Resolution of the Housatonic Resources Recovery Authority Authorizing Execution of a Personal Service Agreement”.

The purpose of the resolution is to accept the CT DEEP SMMR2 grant award and provide authorization for J. Heaton-Jones to accept and execute the grant funds for the municipalities.

**Motion** by P. Del Monaco, second by S. Dunn, to approve the Resolution of the Housatonic Resources Recovery Authority Authorizing Execution of a Personal Service Agreement of the CT DEEP Sustainable Materials Management Round 2 grant for \$1,542,527 (*Attachment D*). **Vote: The motion passed unanimously;** with 88 votes in favor.

**6c.) Recycling Tip Fee modification update**

J. Heaton-Jones reported that the Executive Committee convened on February 11, 2026, to address concerns raised by haulers regarding the recycling tip fee and the effect that residuals (contamination) have on the rate. The Committee met with Interstate Waste Services (IWS) to discuss options for negotiating the fee.

The Committee determined that the Authority must address the current contamination rate, which is 28.5%. IWS will conduct a characterization audit in April 2026 to recalculate material composition, with particular attention to contamination levels.

A discussion followed regarding recycling contamination. J. Heaton-Jones requested that the Chief Elected Officials distribute the HRRRA’s recycling education materials and inform residents that they may contact HRRRA with any waste or recycling concerns, including issues related to recycling in multi-family properties.

**Adjournment**

**Motion** by A. Dinho, second P. Roy, to adjourn the meeting at 11:15 a.m. **Vote: The motion passed unanimously;** with 88 votes in favor.

Respectfully submitted,  
Jennifer Baum

**Housatonic Resources Recovery Authority**  
**Balance Sheet**  
As of March 31, 2026

	<b>Mar 31, 26</b>
<b>ASSETS</b>	
<b>Current Assets</b>	
<b>Checking/Savings</b>	
PayPal (Online Credit Card Payment)	2,266.17
UNION SAVINGS BANK	318,203.31
STIF	656,967.34
<b>VANGUARD</b>	
VANGUARD SHRT TRM INV GR VFSUX	346,084.65
VANGUARD TOTAL BOND MARKET VBTL	154,994.40
<b>Total VANGUARD</b>	501,079.05
<b>Total Checking/Savings</b>	1,478,515.87
<b>Accounts Receivable</b>	
*ACCOUNTS RECEIVABLE	108,048.93
<b>Total Accounts Receivable</b>	108,048.93
<b>Total Current Assets</b>	1,586,564.80
<b>TOTAL ASSETS</b>	<b>1,586,564.80</b>
<b>LIABILITIES &amp; EQUITY</b>	
<b>Liabilities</b>	
<b>Current Liabilities</b>	
<b>Accounts Payable</b>	
*ACCOUNTS PAYABLE	2,194.81
<b>Total Accounts Payable</b>	2,194.81
<b>Other Current Liabilities</b>	
<b>PAYROLL LIABILITIES</b>	
<b>CT PR TAXES PAYABLE</b>	
CT SUI	619.49
CT PR TAXES PAYABLE - Other	57.86
<b>Total CT PR TAXES PAYABLE</b>	677.35
HEALTH INSURANCE PREMIUMS	95.81
SEP LIABILITY	5,111.04
PAYROLL LIABILITIES - Other	340.36
<b>Total PAYROLL LIABILITIES</b>	6,224.56
<b>Total Other Current Liabilities</b>	6,224.56
<b>Total Current Liabilities</b>	8,419.37
<b>Total Liabilities</b>	8,419.37
<b>Equity</b>	
RETAINED EARNINGS	1,329,630.10
Net Income	248,515.33
<b>Total Equity</b>	1,578,145.43
<b>TOTAL LIABILITIES &amp; EQUITY</b>	<b>1,586,564.80</b>

	Jul '25 - Jun 26	Budget	\$ Over Budget	% of Budget
<b>Ordinary Income/Expense</b>				
<b>Income</b>				
<b>MEMBER TOWN'S PROJECTS</b>				
Bethel Town Project	482.60			
Brookfield Town Project	267.82			
Danbury Town Project	765.20			
MEMBER TOWN'S PROJECTS - Other	454.65	20,000.00	-19,545.35	2.27%
<b>Total MEMBER TOWN'S PROJECTS</b>	<b>1,970.27</b>	<b>20,000.00</b>	<b>-18,029.73</b>	<b>9.85%</b>
<b>GRANTS/DONATIONS</b>				
<b>GRANT - USDA</b>				
USDA 1	0.00	0.00	0.00	0.0%
USDA 2	0.00	0.00	0.00	0.0%
<b>Total GRANT - USDA</b>	<b>0.00</b>	<b>0.00</b>	<b>0.00</b>	<b>0.0%</b>
<b>GRANT - CT DEEP</b>				
SMM Bethel	13,230.99	0.00	13,230.99	100.0%
SMM Newtown	0.00	0.00	0.00	0.0%
SMM Kent	20,609.99	0.00	20,609.99	100.0%
SMM Project Manager	9,073.34	40,000.00	-30,926.66	22.68%
<b>Total GRANT - CT DEEP</b>	<b>42,914.32</b>	<b>40,000.00</b>	<b>2,914.32</b>	<b>107.29%</b>
OTHER GRANTS/DONATIONS	0.00	0.00	0.00	0.0%
GRANTS/DONATIONS - Other	42,000.00	40,500.00	1,500.00	103.7%
<b>Total GRANTS/DONATIONS</b>	<b>84,914.32</b>	<b>80,500.00</b>	<b>4,414.32</b>	<b>105.48%</b>
<b>HAULER PERMITS</b>				
REGISTRATION/PERMIT PAYPAL FEE	542.74	0.00	542.74	100.0%
CURRENT HAULER PERMITS	77,683.39	70,000.00	7,683.39	110.98%
HAULER PERMIT LATE FEES	4,252.29	0.00	4,252.29	100.0%
MUNICIPAL HAULER REGISTRATIONS	84,008.56	80,000.00	4,008.56	105.01%
PREPAID MUNICIPAL REGISTRATIONS	0.00	0.00	0.00	0.0%
HAULER PERMITS - Other	0.00	0.00	0.00	0.0%
<b>Total HAULER PERMITS</b>	<b>166,486.98</b>	<b>150,000.00</b>	<b>16,486.98</b>	<b>110.99%</b>
<b>HHWDD REIMBURSEMENT</b>				
HHW Residential Reimbursement	688.96	0.00	688.96	100.0%
HHW PARTICIPATING TOWNS	83,892.64	240,000.00	-156,107.36	34.96%
<b>Total HHWDD REIMBURSEMENT</b>	<b>84,581.60</b>	<b>240,000.00</b>	<b>-155,418.40</b>	<b>35.24%</b>
INTEREST INCOME	38,452.36	12,000.00	26,452.36	320.44%
MISC INCOME	3,038.65	0.00	3,038.65	100.0%
<b>PROGRAM SERVICES FEES</b>				
MEMBER PASS THROUGH FUNDS	32,206.60			
MSW PROGRAM FEES	303,909.06	398,750.00	-94,840.94	76.22%
RECYCLING PROGRAM FEES	45,588.55	55,000.00	-9,411.45	82.89%
<b>Total PROGRAM SERVICES FEES</b>	<b>381,704.21</b>	<b>453,750.00</b>	<b>-72,045.79</b>	<b>84.12%</b>
<b>Total Income</b>	<b>761,148.39</b>	<b>956,250.00</b>	<b>-195,101.61</b>	<b>79.6%</b>

<b>Gross Profit</b>	761,148.39	956,250.00	-195,101.61	79.6%
<b>Expense</b>				
<b>MEMBER TOWN ORGANICS PROGRAMS</b>	0.00	26,003.00	-26,003.00	0.0%
<b>FUND BALANCE EXPENSE</b>	6,000.00			
<b>MEMBER TOWN'S PROJECTS EXP</b>				
Bethel Town Project	100.00			
Danbury Town Project	100.00			
Kent Town Project	100.00			
New Fairfield Town Project	400.00			
Newtown Town Project	100.00			
Ridgefield Town Project	400.00			
Wilton Town Project	400.00			
<b>MEMBER TOWN'S PROJECTS EXP - Other</b>	889.44	20,000.00	-19,110.56	4.45%
<b>Total MEMBER TOWN'S PROJECTS EXP</b>	2,489.44	20,000.00	-17,510.56	12.45%
<b>Grant Special Projects</b>				
<b>GRANT - USDA</b>				
USDA 1	0.00	0.00	0.00	0.0%
USDA 2	0.00	0.00	0.00	0.0%
<b>Total GRANT - USDA</b>	0.00	0.00	0.00	0.0%
<b>GRANT - CT DEEP</b>				
SMM Bethel	0.00	0.00	0.00	0.0%
SMM Newtown	0.00	0.00	0.00	0.0%
SMM Project Manager	15,881.85	40,000.00	-24,118.15	39.71%
SMM Kent	17,628.74	0.00	17,628.74	100.0%
<b>Total GRANT - CT DEEP</b>	33,510.59	40,000.00	-6,489.41	83.78%
<b>Total Grant Special Projects</b>	33,510.59	40,000.00	-6,489.41	83.78%
<b>CONTINGENCY</b>	13,500.00	20,000.00	-6,500.00	67.5%
<b>EDUCATION</b>				
<b>PUBLIC EDUCATION</b>	18,863.16	40,000.00	-21,136.84	47.16%
<b>STAFF EDUCATION</b>	7,791.55	8,500.00	-708.45	91.67%
<b>Total EDUCATION</b>	26,654.71	48,500.00	-21,845.29	54.96%
<b>HHW EXPENSE</b>				
<b>HHW TOWN SHARE</b>	88,995.39	220,000.00	-131,004.61	40.45%
<b>HHW HRRRA SHARE</b>				
<b>HHW SUPPLIES</b>	956.89	8,000.00	-7,043.11	11.96%
<b>HHW HRRRA SHARE - Other</b>	31,265.07	60,000.00	-28,734.93	52.11%
<b>Total HHW HRRRA SHARE</b>	32,221.96	68,000.00	-35,778.04	47.39%
<b>Total HHW EXPENSE</b>	121,217.35	288,000.00	-166,782.65	42.09%
<b>INSURANCE</b>				
<b>ERRORS &amp; OMISSIONS</b>	5,038.00	5,500.00	-462.00	91.6%
<b>GENERAL LIABILITY</b>	391.00	0.00	391.00	100.0%
<b>SURETY BOND</b>	0.00	400.00	-400.00	0.0%
<b>WORKERS COMP</b>	637.00	725.00	-88.00	87.86%
<b>Total INSURANCE</b>	6,066.00	6,625.00	-559.00	91.56%

<b>MISCELLANEOUS</b>				
MISC EXPENSE	5,569.09	8,000.00	-2,430.91	69.61%
PAYROLL PROCESSING SERVICE	1,590.75	1,237.50	353.25	128.55%
SERVICE FEES/MEMBERSHIPS	2,829.33	4,200.00	-1,370.67	67.37%
<b>Total MISCELLANEOUS</b>	<b>9,989.17</b>	<b>13,437.50</b>	<b>-3,448.33</b>	<b>74.34%</b>
<b>OFFICE EXPENSES</b>				
COPY EXPENSE	1,865.38	3,828.00	-1,962.62	48.73%
RENT	16,200.00	16,200.00	0.00	100.0%
SUPPLIES	5,773.07	8,500.00	-2,726.93	67.92%
<b>Total OFFICE EXPENSES</b>	<b>23,838.45</b>	<b>28,528.00</b>	<b>-4,689.55</b>	<b>83.56%</b>
<b>PROFESSIONAL SERVICES</b>				
AUDIT SERVICES	8,500.00	8,500.00	0.00	100.0%
CONSULTING SERVICES	0.00	2,500.00	-2,500.00	0.0%
LEGAL SERVICES	3,256.00	20,000.00	-16,744.00	16.28%
<b>Total PROFESSIONAL SERVICES</b>	<b>11,756.00</b>	<b>31,000.00</b>	<b>-19,244.00</b>	<b>37.92%</b>
<b>REIMBURSEMENT FOR COLLECTED FEE</b>				
MUNICIPAL HAULER REG REIMBURSEM	0.00			
<b>Total REIMBURSEMENT FOR COLLECTED FEE</b>	<b>0.00</b>			
<b>STAFFING</b>				
DISABILITY INSURANCE	6,899.59	7,400.00	-500.41	93.24%
HEALTH INSURANCE	28,804.23	38,604.68	-9,800.45	74.61%
IN LIEU OF MEDICAL INSURANCE	6,666.60	8,000.00	-1,333.40	83.33%
LIFE INSURANCE	561.99	800.00	-238.01	70.25%
<b>PAYROLL TAXES</b>				
CT PR TAXES	1,001.38	2,150.50	-1,149.12	46.57%
FED PR TAX	16,780.76	24,130.93	-7,350.17	69.54%
<b>Total PAYROLL TAXES</b>	<b>17,782.14</b>	<b>26,281.43</b>	<b>-8,499.29</b>	<b>67.66%</b>
PENSION	16,744.28	23,370.09	-6,625.81	71.65%
<b>SALARIES</b>				
<b>Total SALARIES</b>	<b>212,689.80</b>	<b>303,587.93</b>	<b>-90,898.13</b>	<b>70.06%</b>
<b>Total STAFFING</b>	<b>290,148.63</b>	<b>408,044.13</b>	<b>-117,895.50</b>	<b>71.11%</b>
TRAVEL/MILEAGE REIMBURSEMENT	4,175.68	6,000.00	-1,824.32	69.6%
<b>Total Expense</b>	<b>549,346.02</b>	<b>936,137.63</b>	<b>-386,791.61</b>	<b>58.68%</b>
<b>Net Ordinary Income</b>	<b>211,802.37</b>	<b>20,112.37</b>	<b>191,690.00</b>	<b>1,053.1%</b>
<b>Other Income/Expense</b>				
<b>Other Income</b>				
INVESTMENT GAIN	9,601.65	0.00	9,601.65	100.0%
<b>Total Other Income</b>	<b>9,601.65</b>	<b>0.00</b>	<b>9,601.65</b>	<b>100.0%</b>
<b>Other Expense</b>				
INVESTMENT LOSS	11,262.34	0.00	11,262.34	100.0%
<b>Total Other Expense</b>	<b>11,262.34</b>	<b>0.00</b>	<b>11,262.34</b>	<b>100.0%</b>
<b>Net Other Income</b>	<b>-1,660.69</b>	<b>0.00</b>	<b>-1,660.69</b>	<b>100.0%</b>
<b>Net Income</b>	<b>210,141.68</b>	<b>20,112.37</b>	<b>190,029.31</b>	<b>1,044.84%</b>

	Jul '25 - Mar 26	Budget	\$ Over Budget	% of Budget
<b>Ordinary Income/Expense</b>				
<b>Income</b>				
<b>MEMBER TOWN'S PROJECTS</b>				
Bethel Town Project	482.60			
Brookfield Town Project	172.17			
Danbury Town Project	688.68			
MEMBER TOWN'S PROJECTS - Other	454.65	20,000.00	-19,545.35	2.27%
<b>Total MEMBER TOWN'S PROJECTS</b>	<b>1,798.10</b>	<b>20,000.00</b>	<b>-18,201.90</b>	<b>8.99%</b>
<b>GRANTS/DONATIONS</b>				
<b>GRANT - USDA</b>				
USDA 1	0.00	0.00	0.00	0.0%
USDA 2	0.00	0.00	0.00	0.0%
<b>Total GRANT - USDA</b>	<b>0.00</b>	<b>0.00</b>	<b>0.00</b>	<b>0.0%</b>
<b>GRANT - CT DEEP</b>				
SMM Bethel	13,230.99	0.00	13,230.99	100.0%
SMM Newtown	0.00	0.00	0.00	0.0%
SMM Kent	20,609.99	0.00	20,609.99	100.0%
SMM Project Manager	9,073.34	0.00	9,073.34	100.0%
<b>Total GRANT - CT DEEP</b>	<b>42,914.32</b>	<b>0.00</b>	<b>42,914.32</b>	<b>100.0%</b>
<b>OTHER GRANTS/DONATIONS</b>	<b>0.00</b>	<b>0.00</b>	<b>0.00</b>	<b>0.0%</b>
<b>GRANTS/DONATIONS - Other</b>	<b>38,500.00</b>	<b>0.00</b>	<b>38,500.00</b>	<b>100.0%</b>
<b>Total GRANTS/DONATIONS</b>	<b>81,414.32</b>	<b>0.00</b>	<b>81,414.32</b>	<b>100.0%</b>
<b>HAULER PERMITS</b>				
REGISTRATION/PERMIT PAYPAL FEE	542.74	0.00	542.74	100.0%
CURRENT HAULER PERMITS	77,516.73	0.00	77,516.73	100.0%
HAULER PERMIT LATE FEES	4,252.29	0.00	4,252.29	100.0%
MUNICIPAL HAULER REGISTRATIONS	84,008.56	0.00	84,008.56	100.0%
PREPAID MUNICIPAL REGISTRATIONS	0.00	0.00	0.00	0.0%
HAULER PERMITS - Other	0.00	0.00	0.00	0.0%
<b>Total HAULER PERMITS</b>	<b>166,320.32</b>	<b>0.00</b>	<b>166,320.32</b>	<b>100.0%</b>
<b>HHWDD REIMBURSEMENT</b>				
HHW Residential Reimbursement	514.24	0.00	514.24	100.0%
HHW PARTICIPATING TOWNS	83,892.64	120,000.00	-36,107.36	69.91%
<b>Total HHWDD REIMBURSEMENT</b>	<b>84,406.88</b>	<b>120,000.00</b>	<b>-35,593.12</b>	<b>70.34%</b>
<b>INTEREST INCOME</b>	<b>36,558.93</b>	<b>9,000.00</b>	<b>27,558.93</b>	<b>406.21%</b>
<b>MISC INCOME</b>	<b>3,038.65</b>	<b>0.00</b>	<b>3,038.65</b>	<b>100.0%</b>
<b>PROGRAM SERVICES FEES</b>				
MEMBER PASS THROUGH FUNDS	32,206.60			
MSW PROGRAM FEES	303,909.06	299,061.00	4,848.06	101.62%
RECYCLING PROGRAM FEES	45,588.55	41,249.97	4,338.58	110.52%
<b>Total PROGRAM SERVICES FEES</b>	<b>381,704.21</b>	<b>340,310.97</b>	<b>41,393.24</b>	<b>112.16%</b>
<b>Total Income</b>	<b>755,241.41</b>	<b>489,310.97</b>	<b>265,930.44</b>	<b>154.35%</b>
<b>Gross Profit</b>	<b>755,241.41</b>	<b>489,310.97</b>	<b>265,930.44</b>	<b>154.35%</b>

Expense

MEMBER TOWN ORGANICS PROGRAMS	0.00	26,003.00	-26,003.00	0.0%
FUND BALANCE EXPENSE	6,000.00			
<b>MEMBER TOWN'S PROJECTS EXP</b>				
Bethel Town Project	100.00			
Danbury Town Project	100.00			
Kent Town Project	100.00			
New Fairfield Town Project	400.00			
Newtown Town Project	100.00			
Ridgefield Town Project	400.00			
Wilton Town Project	400.00			
MEMBER TOWN'S PROJECTS EXP - Other	889.44	20,000.00	-19,110.56	4.45%
<b>Total MEMBER TOWN'S PROJECTS EXP</b>	<b>2,489.44</b>	<b>20,000.00</b>	<b>-17,510.56</b>	<b>12.45%</b>
<b>Grant Special Projects</b>				
<b>GRANT - USDA</b>				
USDA 1	0.00	0.00	0.00	0.0%
USDA 2	0.00	0.00	0.00	0.0%
<b>Total GRANT - USDA</b>	<b>0.00</b>	<b>0.00</b>	<b>0.00</b>	<b>0.0%</b>
<b>GRANT - CT DEEP</b>				
SMM Bethel	0.00	0.00	0.00	0.0%
SMM Newtown	0.00	0.00	0.00	0.0%
SMM Project Manager	15,881.85	0.00	15,881.85	100.0%
SMM Kent	17,628.74	0.00	17,628.74	100.0%
<b>Total GRANT - CT DEEP</b>	<b>33,510.59</b>	<b>0.00</b>	<b>33,510.59</b>	<b>100.0%</b>
<b>Total Grant Special Projects</b>	<b>33,510.59</b>	<b>0.00</b>	<b>33,510.59</b>	<b>100.0%</b>
<b>CONTINGENCY</b>	<b>9,000.00</b>	<b>20,000.00</b>	<b>-11,000.00</b>	<b>45.0%</b>
<b>EDUCATION</b>				
PUBLIC EDUCATION	11,791.18	40,000.00	-28,208.82	29.48%
STAFF EDUCATION	7,791.55	8,500.00	-708.45	91.67%
<b>Total EDUCATION</b>	<b>19,582.73</b>	<b>48,500.00</b>	<b>-28,917.27</b>	<b>40.38%</b>
<b>HHW EXPENSE</b>				
HHW TOWN SHARE	88,995.39	120,000.00	-31,004.61	74.16%
HHW HRRRA SHARE				
HHW SUPPLIES	956.89	8,000.00	-7,043.11	11.96%
HHW HRRRA SHARE - Other	30,176.77	60,000.00	-29,823.23	50.3%
<b>Total HHW HRRRA SHARE</b>	<b>31,133.66</b>	<b>68,000.00</b>	<b>-36,866.34</b>	<b>45.79%</b>
<b>Total HHW EXPENSE</b>	<b>120,129.05</b>	<b>188,000.00</b>	<b>-67,870.95</b>	<b>63.9%</b>
<b>INSURANCE</b>				
ERRORS & OMISSIONS	5,038.00	5,500.00	-462.00	91.6%
GENERAL LIABILITY	391.00	0.00	391.00	100.0%
SURETY BOND	0.00	400.00	-400.00	0.0%
WORKERS COMP	637.00	725.00	-88.00	87.86%
<b>Total INSURANCE</b>	<b>6,066.00</b>	<b>6,625.00</b>	<b>-559.00</b>	<b>91.56%</b>
<b>MISCELLANEOUS</b>				
MISC EXPENSE	5,569.09	8,000.00	-2,430.91	69.61%

PAYROLL PROCESSING SERVICE	1,544.29	1,096.50	447.79	140.84%
SERVICE FEES/MEMBERSHIPS	2,884.28	4,200.00	-1,315.72	68.67%
<b>Total MISCELLANEOUS</b>	<b>9,997.66</b>	<b>13,296.50</b>	<b>-3,298.84</b>	<b>75.19%</b>
<b>OFFICE EXPENSES</b>				
COPY EXPENSE	1,865.38	2,871.00	-1,005.62	64.97%
RENT	12,150.00	12,150.00	0.00	100.0%
SUPPLIES	5,773.07	8,500.00	-2,726.93	67.92%
<b>Total OFFICE EXPENSES</b>	<b>19,788.45</b>	<b>23,521.00</b>	<b>-3,732.55</b>	<b>84.13%</b>
<b>PROFESSIONAL SERVICES</b>				
AUDIT SERVICES	8,500.00	8,500.00	0.00	100.0%
CONSULTING SERVICES	0.00	2,500.00	-2,500.00	0.0%
LEGAL SERVICES	2,336.00	20,000.00	-17,664.00	11.68%
<b>Total PROFESSIONAL SERVICES</b>	<b>10,836.00</b>	<b>31,000.00</b>	<b>-20,164.00</b>	<b>34.96%</b>
<b>REIMBURSEMENT FOR COLLECTED FEE</b>				
MUNICIPAL HAULER REG REIMBURSEM	0.00			
<b>Total REIMBURSEMENT FOR COLLECTED FEE</b>	<b>0.00</b>			
<b>STAFFING</b>				
DISABILITY INSURANCE	6,899.59	7,400.00	-500.41	93.24%
HEALTH INSURANCE	28,804.23	28,953.54	-149.31	99.48%
IN LIEU OF MEDICAL INSURANCE	5,999.94	5,999.94	0.00	100.0%
LIFE INSURANCE	561.99	800.00	-238.01	70.25%
<b>PAYROLL TAXES</b>				
CT PR TAXES	887.60	1,612.89	-725.29	55.03%
FED PR TAX	15,043.03	18,098.19	-3,055.16	83.12%
<b>Total PAYROLL TAXES</b>	<b>15,930.63</b>	<b>19,711.08</b>	<b>-3,780.45</b>	<b>80.82%</b>
<b>PENSION</b>	<b>15,040.60</b>	<b>17,527.59</b>	<b>-2,486.99</b>	<b>85.81%</b>
<b>SALARIES</b>				
<b>Total SALARIES</b>	<b>190,640.82</b>	<b>227,690.91</b>	<b>-37,050.09</b>	<b>83.73%</b>
<b>Total STAFFING</b>	<b>263,877.80</b>	<b>308,083.06</b>	<b>-44,205.26</b>	<b>85.65%</b>
<b>TRAVEL/MILEAGE REIMBURSEMENT</b>	<b>3,787.67</b>	<b>6,000.00</b>	<b>-2,212.33</b>	<b>63.13%</b>
<b>Total Expense</b>	<b>505,065.39</b>	<b>691,028.56</b>	<b>-185,963.17</b>	<b>73.09%</b>
<b>Net Ordinary Income</b>	<b>250,176.02</b>	<b>-201,717.59</b>	<b>451,893.61</b>	<b>-124.02%</b>
<b>Other Income/Expense</b>				
<b>Other Income</b>				
<b>INVESTMENT GAIN</b>	<b>9,601.65</b>	<b>0.00</b>	<b>9,601.65</b>	<b>100.0%</b>
<b>Total Other Income</b>	<b>9,601.65</b>	<b>0.00</b>	<b>9,601.65</b>	<b>100.0%</b>
<b>Other Expense</b>				
<b>INVESTMENT LOSS</b>	<b>11,262.34</b>	<b>0.00</b>	<b>11,262.34</b>	<b>100.0%</b>
<b>Total Other Expense</b>	<b>11,262.34</b>	<b>0.00</b>	<b>11,262.34</b>	<b>100.0%</b>
<b>Net Other Income</b>	<b>-1,660.69</b>	<b>0.00</b>	<b>-1,660.69</b>	<b>100.0%</b>
<b>Net Income</b>	<b>248,515.33</b>	<b>-201,717.59</b>	<b>450,232.92</b>	<b>-123.2%</b>



# Bill Report April 13, 2026

Prepared for HRRRA

Bill	Sponsors	Title	Last Action	Latest Version
CT 2026 <a href="#">HB 5157</a>	Environment Committee <a href="#">Rep. Joseph P. Gresko</a> <a href="#">Rep. Steven Winter</a>	AN ACT CONCERNING THE TIRE STEWARDSHIP PROGRAM. To give retailers until July 1, 2027, to participate in the tire stewardship program.  <i>Passed the House.</i>	Senate • Apr 10, 2026: Senate Calendar Number 359	<a href="#">File No. 88</a>
CT 2026 <a href="#">SB 521</a>	Government Oversight Committee	AN ACT CONVEYING A PARCEL OF STATE LAND TO THE NORTHWEST RESOURCE RECOVERY AUTHORITY. To convey a parcel of state land to the Northwest Resource Recovery Authority for purposes of operating a public transfer station for municipal solid waste and recycling materials.  <i>Passed out of Committee (no changes)</i>  <a href="#">USA_Proposed_JFS-SB_522_NRRRA.docx</a>	Senate • Apr 7, 2026: Filed with Legislative Commissioners' Office (LCO)	<a href="#">Raised Bill</a>
CT 2026 <a href="#">SB 457</a>	Environment Committee <a href="#">Rep. Aimee Berger-Girvalo</a>	AN ACT CONCERNING THE STATE'S BOTTLE BILL. To (1) require the development of a product stewardship program for beverage containers sold in the state, (2) examine the legal implications of requiring state-specific labeling for beverage containers sold in the state, (3) establish a timeline for the picking up of beverage containers by distributors, (4) prohibit transshipment of beverage containers, (5) require the acceptance of certain processed beverage containers by distributors, (6) make permanent certain escheat distributions from beverage containers, and (7) prohibit the act of short bagging by redemption centers.  <i>This is the Environment Committee vehicle for additional changes in 2026. The bill tries to enact a stewardship organization but it was rejected roundly by all stakeholders because that horse has left the barn.</i>	Senate • Apr 7, 2026: File Number 479 (LCO)	<a href="#">File No. 479</a>
CT 2026 <a href="#">HB 5524</a>	Environment Committee <a href="#">Rep. Aundre Baumgardner</a> <a href="#">Rep. Joseph P. Gresko</a>	AN ACT CONCERNING THE STATE'S MATERIALS MANAGEMENT SYSTEM. To expand the number of entities required to source-separate organic materials from the solid waste stream, prohibit the use of polystyrene containers by restaurants, prohibit the provision of single-use food service items unless requested by a consumer, prohibit the distribution of single-use straws that contain PFAS at restaurants, require certain entities to prioritize surplus food donation over other means of disposal and establish eligible costs for material management grants issued by the state.  <i>Proposed language to enact residential given to Aundre Baumgardner, per his request.</i>  On Agenda • <a href="#">Appropriations</a>  Apr 13, 2026 01:30pm  LOB Zoom and YouTube Live	House • Apr 7, 2026: Referred by House to Committee on Appropriations	<a href="#">File No. 398</a>
CT 2026 <a href="#">HB 5154</a>	Environment Committee <a href="#">Rep. Geraldo C. Reyes</a>	AN ACT CONCERNING CERTAIN REVISIONS TO THE DEPARTMENT OF ENERGY AND ENVIRONMENTAL PROTECTION'S PERMITTING AUTHORITY. To authorize the issuance of general permits in lieu of individual permits and to provide for the renewal of certain solid waste facility permits.	House • Apr 7, 2026: File Number 408 (LCO)	<a href="#">File No. 408</a>

Bill	Sponsors	Title	Last Action	Latest Version
CT 2026 <a href="#">SB 516</a>	Finance	<p>AN ACT CONCERNING THE REDEMPTION RATE AND REFUND VALUE OF BEVERAGE CONTAINERS. To provide for the reduction of the beverage container refund value and for reimbursement to deposit initiators for certain losses resulting from overredemption if the Commissioner of Revenue Services determines that the redemption rate for beverage containers exceeds one hundred per cent for calendar year 2026.</p> <p>This is the Finance Committee vehicle for further bottle bill changes, which proposes a plan for the DRS commissioner to determine that the redemption value can go back down to 5 cents. The bill does not give enough detail about the source of the data the Commissioner will use to make these determinations, however. The devil is in the details. Ultimately, this is a bad bill because it is a novel idea that there has been zero investigation into. It is likely going to continue the bad cycle of shifting the economic burden among those that play by the rules, never getting to the root cause of the fraud.</p>	Senate • Apr 1, 2026: Filed with Legislative Commissioners' Office (LCO)	<a href="#">Raised Bill</a>
CT 2026 <a href="#">SB 147</a>	Environment Committee <a href="#">Rep. Joseph P. Gresko</a> <a href="#">Rep. Aundre Bumgardner</a>	<p>AN ACT CONCERNING A STUDY ON THE NEED FOR EXTENDED PRODUCER RESPONSIBILITY FOR ELECTRONIC NICOTINE DELIVERY SYSTEMS AND VAPOR PRODUCTS AND INCLUDING AEROSOL PAINTS UNDER THE PAINT STEWARDSHIP PROGRAM. To study the need for extended producer responsibility programs for solar panels and vapes and to include aerosol paints under the paint stewardship program.</p> <p>Passed out of Committee</p>	Senate • Mar 26, 2026: File Number 201 (LCO)	<a href="#">File No. 201</a>
CT 2026 <a href="#">SB 299</a>	<a href="#">Sen. Martin M. Looney</a> <a href="#">Rep. Matthew Ritter</a> <a href="#">Sen. Bob Duff</a>	<p>AN ACT CONCERNING REDEMPTION OF OUT-OF-STATE BEVERAGE CONTAINERS.</p> <p>This is the Emergency Certification bill that passed in late February. It limits to 1,000 containers that can be accepted from an individual in one day, (was 2,500). It also expands the criteria under which redemption centers can refuse containers, and mandates that redemption centers maintain records and submit quarterly reports to DEEP. it gives beer a chunk of money if they claim they are absorbing more than 100% redemption hit.</p>	House • Mar 25, 2026: Transmitted to the Secretary of State	<a href="#">Public Act No. 26-2</a>
CT 2026 <a href="#">HB 5156</a>	Environment Committee <a href="#">Sen. Saud Anwar</a> <a href="#">Rep. Steven Winter</a>	<p>AN ACT CONCERNING A CLIMATE CHANGE SUPERFUND. To establish a climate change superfund to be used to fund certain adaptive infrastructure projects.</p>	House • Mar 23, 2026: File Number 104 (LCO)	<a href="#">File No. 104</a>
CT 2026 <a href="#">HB 5151</a>	Environment Committee <a href="#">Rep. Steven Winter</a> <a href="#">Rep. Nicholas Menapace</a>	<p>AN ACT CONCERNING PROPOSALS DERIVED FROM THE WASTE CHARACTERIZATION STUDY. To require the submission of proposals derived from the results of the waste characterization study.</p> <p>Dead</p>	House • Feb 13, 2026: Public Hearing 02/20	<a href="#">Raised Bill</a>

10 bills

Attachment E - MOU between HRRA & NRRRA